

ADENDA No. 1 AL PROSPECTO DE COLOCACIÓN DE LOS BONOS HIPOTECARIOS VIS – CREDIFAMILIA 2017

A continuación se relacionan los créditos hipotecarios VIS – UVR y PESOS que actualmente son elegibles para ser financiados por medio de los recursos de los Bonos Hipotecarios VIS – CREDIFAMILIA 2017, los cuales harán parte de la Garantía Específica de la emisión del Primer Lote una vez hayan sido desembolsados los recursos provenientes de la misma, y por tanto han sido aprobados dando cumplimiento a las disposiciones establecidas dentro del Prospecto de Colocación.



Informe sobre créditos que actualmente son elegibles de ser financiados con los recursos de la primera colocación de Bonos Hipotecarios VIS-Credifamilia 2017

Número	Plazo en meses	Amortización	Monto aprobado	LTV	CIUDAD	Valor Credito UVR	Proyección valor cuota pesos	Proyección valor cuota UVR*	Valor vivienda
1	180	UVR	23,907,766	55.44%	Bucaramanga	95,008.15	259,973	1,033	43,120,000
2	180	UVR	22,922,503	53.16%	Bucaramanga	91,092.77	249,259	991	43,120,000
3	180	UVR	50,000,000	60.24%	Bucaramanga	198,697.26	543,700	2,161	83,000,000
4	180	UVR	27,397,144	63.54%	Bucaramanga	108,874.75	297,916	1,184	43,120,000
5	180	UVR	21,263,550	24.15%	Call	84,500.18	231,220	919	88,039,591
6	180	UVR	43,000,000	50.00%	Bucaramanga	170,879.64	467,582	1,858	86,000,000
7	180	UVR	50,000,000	65.23%	Medellín	198,697.26	543,700	2,161	76,650,000
8	180	UVR	21,363,550	47.26%	Barranquilla	84,897.58	232,307	923	45,204,500
9	180	UVR	25,000,000	48.41%	Medellín	99,348.63	271,850	1,080	51,640,190
10	180	UVR	21,263,600	44.06%	Barranquilla	84,500.38	231,220	919	48,261,778
11	180	UVR	33,000,000	42.53%	Bogotá	131,140.19	358,842	1,426	77,600,000
12	180	UVR	41,395,000	69.99%	Bogotá	164,501.46	450,129	1,789	59,140,000
13	180	UVR	24,497,640	46.13%	Bogotá	97,352.28	266,387	1,059	53,100,000
14	180	UVR	22,205,000	47.14%	Barranquilla	88,241.45	241,457	960	47,100,000
15	180	UVR	17,925,800	39.74%	Pereira	71,236.15	194,925	775	45,104,500
16	180	UVR	20,700,492	45.89%	Call	82,262.62	225,097	895	45,104,500
17	180	UVR	22,554,540	43.68%	Bucaramanga	89,630.51	245,258	975	51,640,227
18	180	UVR	22,752,015	50.44%	Medellín	90,415.26	247,405	983	45,104,450
19	180	UVR	26,000,000	43.17%	Bogotá	103,322.58	282,724	1,124	60,225,000
20	180	UVR	33,181,350	55.44%	Call	131,860.87	360,814	1,434	59,850,000
21	180	UVR	28,000,000	41.48%	Medellín	111,270.47	304,472	1,210	67,500,000
22	180	UVR	25,587,139	54.29%	Bucaramanga	101,681.89	278,234	1,106	47,134,203
23	180	UVR	22,751,982	49.15%	Barranquilla	90,415.13	247,405	983	46,292,261
24	180	UVR	50,000,000	54.88%	Bucaramanga	198,697.26	543,700	2,161	91,100,000
25	180	UVR	30,000,000	38.61%	Bogotá	119,218.36	326,220	1,296	77,700,000
26	180	UVR	49,440,000	60.00%	Bucaramanga	196,471.85	537,610	2,136	82,400,000
27	180	UVR	21,000,000	43.51%	Barranquilla	83,452.85	228,354	907	48,261,780
28	180	UVR	20,000,000	38.73%	Barranquilla	79,478.90	217,480	864	51,640,190
29	180	UVR	35,600,000	38.25%	Bogotá	141,472.45	387,114	1,538	93,076,000
30	180	UVR	57,300,000	69.97%	Bogotá	227,707.06	623,080	2,476	81,889,000
31	180	UVR	54,000,000	62.79%	Bogotá	214,593.04	587,195	2,333	86,000,000
32	180	UVR	22,752,015	47.14%	Bogotá	90,415.26	247,405	983	48,261,850
33	180	UVR	65,582,980	70.00%	Bogotá	260,623.17	713,149	2,834	93,689,972
34	180	UVR	35,000,000	50.45%	Bogotá	139,088.08	380,590	1,512	69,371,000
35	180	UVR	30,000,000	50.00%	Bogotá	119,218.36	326,220	1,296	60,000,000
36	180	UVR	60,000,000	64.86%	Bogotá	238,436.71	652,439	2,593	92,500,000
37	180	UVR	37,000,000	47.35%	Bogotá	147,035.97	402,338	1,599	78,146,000
38	180	UVR	35,510,900	61.23%	Call	141,118.37	386,145	1,535	58,000,000
39	180	UVR	26,199,290	54.29%	Call	104,114.54	284,891	1,132	48,261,850
40	180	UVR	20,000,000	41.44%	Barranquilla	79,478.90	217,480	864	48,261,780
41	180	UVR	22,752,052	47.14%	Barranquilla	90,415.41	247,406	983	48,261,780
42	180	UVR	39,000,000	60.00%	Barranquilla	154,983.86	424,086	1,685	65,000,000
43	180	UVR	36,700,000	50.97%	Bogotá	145,843.79	399,075	1,586	72,000,000
44	180	UVR	44,926,350	61.63%	Call	178,534.85	488,529	1,941	72,900,000
45	180	UVR	26,116,350	50.22%	Call	103,784.94	283,989	1,129	52,000,000
46	180	UVR	35,000,000	56.63%	Bogotá	139,088.08	380,590	1,512	61,800,000
47	180	UVR	24,344,621	47.14%	Barranquilla	96,744.19	264,723	1,052	51,640,104
48	180	UVR	53,000,000	59.42%	Pereira	210,619.10	576,322	2,290	89,200,000
49	180	UVR	19,694,000	40.81%	Pereira	78,262.88	214,152	851	48,261,780
50	180	UVR	22,500,000	37.59%	Call	89,413.77	244,665	972	59,850,000
51	180	UVR	39,500,000	51.43%	Bogotá	156,970.84	429,523	1,707	76,800,000
52	180	UVR	45,100,000	55.00%	Bogotá	179,224.93	490,417	1,949	82,000,000
53	180	UVR	43,000,000	54.43%	Bogotá	170,879.64	467,582	1,858	79,000,000
54	180	UVR	45,000,000	47.37%	Bogotá	178,827.54	489,330	1,945	95,000,000
55	180	UVR	44,100,000	60.33%	Bogotá	175,250.98	479,543	1,906	73,100,000
56	180	UVR	25,575,333	49.76%	Call	101,634.97	278,106	1,105	51,398,870
57	180	UVR	7,316,350	12.51%	Call	29,074.77	79,558	316	58,000,000
58	180	UVR	21,043,200	43.60%	Medellín	83,624.52	228,824	909	48,261,850
59	180	UVR	28,816,350	52.39%	Bogotá	114,514.60	313,349	1,245	55,000,000
60	180	UVR	34,000,000	37.78%	Bucaramanga	135,114.14	369,716	1,469	90,000,000
61	180	UVR	35,600,000	60.46%	Bogotá	141,472.45	387,114	1,538	58,885,000
62	180	UVR	25,400,000	43.34%	Bogotá	100,938.21	276,199	1,098	58,600,000
63	180	UVR	26,400,000	47.14%	Call	104,912.15	287,073	1,141	56,000,000
64	180	UVR	22,761,250	47.15%	Bogotá	90,451.96	247,506	984	48,271,000
65	180	UVR	22,752,000	47.14%	Barranquilla	90,415.20	247,405	983	48,261,850
66	180	UVR	29,563,625	56.85%	Bogotá	117,484.23	321,475	1,278	52,000,000
67	180	UVR	60,340,000	70.00%	Bogotá	239,787.85	656,137	2,607	86,200,000
68	180	UVR	45,000,000	64.29%	Bogotá	178,827.54	489,330	1,945	70,000,000

Número	Plazo en meses	Amortización	Monto aprobado	LTV	CIUDAD	Valor Credito UVR	Proyección valor cuota pesos	Proyección valor cuota UVR*	Valor vivienda
69	180	UVR	22,752,015	47.14%	Calli	90,415.26	247,405	983	48,261,850
70	180	UVR	26,199,290	54.29%	Calli	104,114.54	284,891	1,132	48,261,850
71	180	UVR	50,000,000	57.47%	Bogotá	198,697.26	543,700	2,161	87,000,000
72	180	UVR	50,000,000	58.00%	Bogotá	198,697.26	543,700	2,161	86,200,000
73	180	UVR	65,100,000	70.00%	Bucaramanga	258,703.83	707,897	2,813	93,000,000
74	180	UVR	18,025,425	37.35%	Bogotá	71,632.05	196,008	779	48,261,850
75	180	UVR	38,116,350	51.86%	Calli	151,472.29	414,477	1,647	73,500,000
76	180	UVR	36,016,350	57.17%	Calli	143,127.00	391,641	1,556	63,000,000
77	180	UVR	29,150,000	60.10%	Bogotá	115,840.50	316,977	1,260	48,500,000
78	180	UVR	20,000,000	38.75%	Bogotá	79,478.90	217,480	864	51,617,000
79	180	UVR	18,614,291	38.57%	Medellín	73,972.17	202,412	804	48,261,850
80	180	UVR	54,600,000	70.00%	Bogotá	216,977.41	593,720	2,359	78,000,000
81	180	UVR	32,000,000	52.20%	Bogotá	127,166.25	347,968	1,383	61,303,000
82	180	UVR	26,116,350	50.22%	Bogotá	103,784.94	283,989	1,129	52,000,000
83	180	UVR	22,752,015	47.14%	Calli	90,415.26	247,405	983	48,261,850
84	180	UVR	40,000,000	50.00%	Bogotá	158,957.81	434,960	1,729	80,000,000
85	180	UVR	48,000,000	57.01%	Bogotá	190,749.37	521,952	2,074	84,195,000
86	180	UVR	40,000,000	59.35%	Bogotá	158,957.81	434,960	1,729	67,400,000
87	180	UVR	21,000,000	43.51%	Calli	83,452.85	228,354	907	48,261,850
88	180	UVR	45,000,000	54.88%	Medellín	178,827.54	489,330	1,945	81,993,281
89	180	UVR	50,000,000	58.14%	Bogotá	198,697.26	543,700	2,161	86,000,000
90	180	UVR	25,000,000	51.80%	Calli	99,348.63	271,850	1,080	48,261,850
91	180	UVR	25,171,350	49.40%	Calli	100,029.57	273,713	1,088	50,950,000
92	180	UVR	26,370,000	42.53%	Bogotá	104,792.94	286,747	1,140	62,000,000
93	180	UVR	60,000,000	67.10%	Barranquilla	238,436.71	652,439	2,593	89,414,100
94	180	UVR	68,733,000	70.00%	Bogotá	273,141.18	747,402	2,970	98,190,000
95	180	UVR	38,000,000	52.78%	Bogotá	151,009.92	413,212	1,642	72,000,000
96	180	UVR	25,756,350	49.92%	Bogotá	102,354.32	280,074	1,113	51,600,000
97	180	UVR	56,500,000	60.70%	Bogotá	224,527.91	614,380	2,442	93,076,425
98	180	UVR	25,575,333	49.76%	Calli	101,634.97	278,106	1,105	51,398,870
99	180	UVR	60,000,000	66.07%	Bogotá	238,436.71	652,439	2,593	90,812,000
100	180	UVR	45,000,000	57.84%	Calli	178,827.54	489,330	1,945	77,800,000
101	180	UVR	50,000,000	55.56%	Bogotá	198,697.26	543,700	2,161	90,000,000
102	180	UVR	22,752,015	47.65%	Calli	90,415.26	247,405	983	47,752,015
103	180	UVR	40,000,000	68.97%	Calli	158,957.81	434,960	1,729	58,000,000
104	180	UVR	58,000,000	64.44%	Medellín	230,488.82	630,691	2,506	90,000,000
105	180	UVR	45,000,000	64.22%	Bogotá	178,827.54	489,330	1,945	70,070,000
106	180	UVR	22,752,015	47.14%	Calli	90,415.26	247,405	983	48,261,850
107	180	UVR	22,752,015	47.14%	Calli	90,415.26	247,405	983	48,261,850
108	180	UVR	36,000,000	53.86%	Calli	143,062.03	391,464	1,556	66,840,000
109	180	UVR	22,752,015	47.14%	Medellín	90,415.26	247,405	983	48,261,850
110	180	UVR	45,000,000	57.84%	Bogotá	178,827.54	489,330	1,945	77,800,000
111	180	UVR	40,000,000	56.04%	Bogotá	158,957.81	434,960	1,729	71,373,000
112	180	UVR	22,752,015	47.14%	Calli	90,415.26	247,405	983	48,261,850
113	180	UVR	34,000,000	51.52%	Calli	135,114.14	369,716	1,469	66,000,000
114	180	UVR	24,000,000	46.51%	Bogotá	95,374.69	260,976	1,037	51,600,000
115	180	UVR	22,752,015	47.17%	Calli	90,415.26	247,405	983	48,229,050
116	180	UVR	54,600,000	70.00%	Bogotá	216,977.41	593,720	2,359	78,000,000
117	180	UVR	20,610,600	39.93%	Bogotá	81,905.40	224,119	891	51,617,000
118	180	UVR	26,200,000	50.38%	Bogotá	104,117.36	284,899	1,132	52,000,000
119	180	UVR	22,752,015	47.14%	Calli	90,415.26	247,405	983	48,261,850
120	180	UVR	22,752,000	47.14%	Barranquilla	90,415.20	247,405	983	48,261,850
121	180	UVR	26,199,000	54.29%	Bucaramanga	104,113.39	284,888	1,132	48,261,780
122	180	UVR	38,000,000	58.46%	Bogotá	151,009.92	413,212	1,642	65,000,000
123	180	UVR	42,000,000	60.26%	Bogotá	166,905.70	456,708	1,815	69,700,000
124	180	UVR	50,000,000	60.96%	Medellín	198,697.26	543,700	2,161	82,019,670
125	180	UVR	21,000,000	40.38%	Bogotá	83,452.85	228,354	907	52,000,000
126	180	UVR	45,000,000	51.14%	Bogotá	178,827.54	489,330	1,945	88,000,000
127	180	UVR	40,000,000	56.99%	Barranquilla	158,957.81	434,960	1,729	70,189,100
128	180	UVR	45,000,000	63.63%	Barranquilla	178,827.54	489,330	1,945	70,717,000
129	180	UVR	22,600,000	43.46%	Bogotá	89,811.16	245,752	977	52,000,000
130	180	UVR	27,500,000	52.88%	Bogotá	109,283.49	299,035	1,188	52,000,000
131	180	UVR	20,916,350	40.22%	Bogotá	83,120.43	227,444	904	52,000,000
132	180	UVR	25,000,000	51.80%	Bucaramanga	99,348.63	271,850	1,080	48,261,780
133	180	UVR	25,771,650	49.93%	Bogotá	102,415.13	280,241	1,114	51,617,000
134	180	UVR	19,000,000	39.37%	Medellín	75,504.96	206,606	821	48,261,850
135	180	UVR	35,000,000	52.43%	Bogotá	139,088.08	380,590	1,512	66,760,000
136	180	UVR	25,000,000	48.43%	Bogotá	99,348.63	271,850	1,080	51,617,700
137	180	UVR	32,000,000	57.55%	Bogotá	127,166.25	347,968	1,383	55,600,000
138	180	UVR	29,600,000	56.27%	Bogotá	117,628.78	321,870	1,279	52,600,000
139	180	UVR	45,000,000	65.89%	Bogotá	178,827.54	489,330	1,945	68,300,000
140	180	UVR	21,000,000	58.18%	Bogotá	83,452.85	228,354	907	36,095,050
141	180	UVR	48,000,000	65.75%	Bogotá	190,749.37	521,952	2,074	73,000,000
142	180	UVR	26,116,350	50.22%	Bogotá	103,784.94	283,989	1,129	52,000,000

Número	Plazo en meses	Amortización	Monto aprobado	LTV	CIUDAD	Valor Credito UVR	Proyección valor cuota pesos	Proyección valor cuota UVR*	Valor vivienda
143	180	UVR	23,000,000	45.16%	Bogotá	91,400.74	250,102	994	50,929,857
144	180	UVR	44,000,000	62.86%	Pereira	174,853.59	478,456	1,901	70,000,000
145	180	UVR	25,000,000	39.23%	Call	99,348.63	271,850	1,080	63,720,000
146	180	UVR	25,000,000	48.08%	Bogotá	99,348.63	271,850	1,080	52,000,000
147	180	UVR	36,000,000	55.38%	Bogotá	143,062.03	391,464	1,556	65,000,000
148	180	UVR	40,000,000	54.73%	Barranquilla	158,957.81	434,960	1,729	73,080,100
149	180	UVR	25,771,650	49.93%	Bogotá	102,415.13	280,241	1,114	51,617,000
150	180	UVR	28,000,000	53.23%	Bogotá	111,270.47	304,472	1,210	52,600,000
151	180	UVR	29,000,000	51.99%	Medellín	115,244.41	315,346	1,253	55,780,000
152	180	UVR	22,000,000	42.62%	Bogotá	87,426.79	239,228	951	51,617,700
153	180	UVR	37,000,000	55.92%	Call	147,035.97	402,338	1,599	66,170,000
154	180	UVR	21,600,000	44.55%	Medellín	85,837.22	234,878	933	48,488,000
155	180	UVR	26,116,350	50.57%	Bogotá	103,784.94	283,989	1,129	51,640,190
156	180	UVR	32,000,000	52.46%	Call	127,166.25	347,968	1,383	61,000,000
157	180	UVR	62,714,999	70.00%	Bogotá	249,225.97	681,962	2,710	89,592,857
158	180	UVR	25,792,521	49.95%	Bogotá	102,498.07	280,468	1,115	51,640,190
159	180	UVR	54,000,000	58.06%	Bogotá	214,593.04	587,195	2,333	93,000,000
160	180	UVR	36,000,000	51.43%	Pereira	143,062.03	391,464	1,556	70,000,000
161	180	UVR	25,000,000	48.08%	Bogotá	99,348.63	271,850	1,080	52,000,000
162	180	UVR	23,000,000	44.32%	Bogotá	91,400.74	250,102	994	51,900,000
163	180	UVR	21,000,000	39.47%	Medellín	83,452.85	228,354	907	53,200,000
164	180	UVR	25,700,000	49.79%	Bogotá	102,130.39	279,462	1,111	51,617,700
165	180	UVR	38,428,625	62.13%	Call	152,713.25	417,873	1,661	61,850,000
166	180	UVR	60,000,000	61.22%	Bogotá	238,436.71	652,439	2,593	98,000,000
167	180	UVR	42,000,000	50.60%	Bogotá	166,905.70	456,708	1,815	83,000,000
168	180	UVR	29,500,000	56.08%	Bogotá	117,231.38	320,783	1,275	52,600,000
169	180	UVR	26,655,000	50.67%	Bogotá	105,925.51	289,846	1,152	52,600,000
170	180	UVR	50,000,000	58.14%	Barranquilla	198,697.26	543,700	2,161	85,999,100
171	180	UVR	45,000,000	66.67%	Call	178,827.54	489,330	1,945	67,500,000
172	180	UVR	34,810,920	64.46%	Barranquilla	138,336.69	378,534	1,504	54,000,000
173	180	UVR	25,000,000	32.89%	Bogotá	99,348.63	271,850	1,080	76,000,000
174	180	UVR	26,400,000	50.19%	Bogotá	104,912.15	287,073	1,141	52,600,000
175	180	UVR	22,752,015	47.14%	Medellín	90,415.26	247,405	983	48,261,850
176	180	UVR	24,344,621	47.14%	Barranquilla	96,744.19	264,723	1,052	51,640,104
177	180	UVR	26,655,000	50.67%	Bogotá	105,925.51	289,846	1,152	52,600,000
178	180	UVR	26,655,000	50.67%	Bogotá	105,925.51	289,846	1,152	52,601,135
179	180	UVR	19,816,350	37.39%	Bogotá	78,749.09	215,483	856	53,000,000
180	180	UVR	26,656,350	50.68%	Bogotá	105,930.87	289,861	1,152	52,600,000
181	180	UVR	26,189,100	50.87%	Bogotá	104,074.05	284,780	1,132	51,484,000
182	180	UVR	26,655,000	50.67%	Bogotá	105,925.51	289,846	1,152	52,600,000
183	180	UVR	26,000,000	49.43%	Bogotá	103,322.58	282,724	1,124	52,600,000
184	180	UVR	66,400,000	69.90%	Bogotá	263,869.96	722,033	2,869	94,992,000
185	180	UVR	50,000,000	52.63%	Bogotá	198,697.26	543,700	2,161	95,000,000
186	180	UVR	35,000,000	57.51%	Call	139,088.08	380,590	1,512	60,860,000
187	180	UVR	40,000,000	47.06%	Bogotá	158,957.81	434,960	1,729	85,000,000
188	180	UVR	30,000,000	57.03%	Bogotá	119,218.36	326,220	1,296	52,600,000
189	180	UVR	29,300,000	56.35%	Bogotá	116,436.60	318,608	1,265	52,000,000
190	180	UVR	43,000,000	65.57%	Call	170,879.64	467,582	1,858	65,575,000
191	180	UVR	22,752,015	47.14%	Call	90,415.26	247,405	983	48,261,850
192	180	UVR	22,752,015	47.14%	Call	90,415.26	247,405	983	48,261,850
193	180	UVR	26,655,000	50.67%	Bogotá	105,925.51	289,846	1,152	52,600,000
194	180	UVR	32,000,000	51.38%	Bogotá	127,166.25	347,968	1,383	62,278,000
195	180	UVR	22,752,015	47.14%	Call	90,415.26	247,405	983	48,261,850
196	180	UVR	26,655,000	50.67%	Bogotá	105,925.51	289,846	1,152	52,600,000
197	180	UVR	41,000,000	59.42%	Call	162,931.75	445,834	1,772	69,000,000
198	180	UVR	24,500,000	48.09%	Call	97,361.66	266,413	1,059	50,950,000
199	180	UVR	22,752,015	47.14%	Call	90,415.26	247,405	983	48,261,850
200	180	UVR	24,500,000	48.09%	Call	97,361.66	266,413	1,059	50,950,000
201	180	UVR	26,655,000	50.67%	Bogotá	105,925.51	289,846	1,152	52,600,000
202	180	UVR	49,000,000	70.00%	Bogotá	194,723.32	532,826	2,117	70,000,000
203	180	UVR	25,655,000	48.77%	Bogotá	101,951.56	278,972	1,109	52,600,000
204	180	UVR	29,000,000	38.67%	Bogotá	115,244.41	315,346	1,253	75,000,000
205	180	UVR	35,100,000	37.74%	Bogotá	139,485.48	381,677	1,517	93,000,000
206	180	UVR	35,100,000	55.47%	Bogotá	139,485.48	381,677	1,517	63,273,000
207	180	UVR	25,000,000	49.02%	Barranquilla	99,348.63	271,850	1,080	51,000,000
208	180	UVR	35,000,000	53.03%	Bogotá	139,088.08	380,590	1,512	66,000,000
209	180	UVR	32,043,000	49.30%	Bogotá	127,337.13	348,435	1,385	65,000,000
210	180	UVR	56,000,000	58.95%	Bogotá	222,540.93	608,943	2,420	94,992,000
211	180	UVR	38,000,000	54.29%	Call	151,009.92	413,212	1,642	70,000,000
212	180	UVR	55,000,000	56.70%	Medellín	218,566.99	598,069	2,377	97,000,000
213	180	UVR	27,326,852	56.62%	Bucaramanga	108,595.41	297,152	1,181	48,261,780
214	180	UVR	23,199,252	44.61%	Barranquilla	92,192.56	252,268	1,003	51,999,997
215	180	UVR	42,000,000	60.00%	Bogotá	166,905.70	456,708	1,815	70,000,000
216	180	UVR	32,800,000	55.40%	Barranquilla	130,345.40	356,667	1,417	59,207,000

Número	Plazo en meses	Amortización	Monto aprobado	LTV	CIUDAD	Valor Credito UVR	Proyección valor cuota pesos	Proyección valor cuota UVR*	Valor vivienda
217	180	UVR	30,000,000	36.36%	Medellin	119,218.36	326,220	1,296	82,500,000
218	180	UVR	26,000,000	49.43%	Bogotá	103,322.58	282,724	1,124	52,600,000
219	180	UVR	36,000,000	38.68%	Medellin	143,062.03	391,464	1,556	93,076,290
220	180	UVR	38,200,000	61.13%	Bogotá	151,804.71	415,386	1,651	62,489,000
221	180	UVR	22,752,015	47.14%	Call	90,415.26	247,405	983	48,261,850
222	180	UVR	28,816,350	52.39%	Call	114,514.60	313,349	1,245	55,000,000
223	180	UVR	50,000,000	64.10%	Bogotá	198,697.26	543,700	2,161	78,000,000
224	180	UVR	38,000,000	54.29%	Bogotá	151,009.92	413,212	1,642	70,000,000
225	180	UVR	35,000,000	53.45%	Bogotá	139,088.08	380,590	1,512	65,483,000
226	180	UVR	32,000,000	64.00%	Barranquilla	127,166.25	347,968	1,383	50,000,000
227	180	UVR	23,644,500	48.00%	Bogotá	93,961.95	257,110	1,022	49,255,000
228	180	UVR	35,000,000	55.56%	Call	139,088.08	380,590	1,512	63,000,000
229	180	UVR	50,000,000	66.23%	Bogotá	198,697.26	543,700	2,161	75,500,000
230	180	UVR	25,360,350	49.57%	Call	100,780.64	275,768	1,096	51,160,000
231	180	UVR	26,656,350	50.68%	Bogotá	105,930.87	289,861	1,152	52,600,000
232	180	UVR	23,400,000	41.20%	Bogotá	92,990.32	254,451	1,011	56,800,000
233	180	UVR	51,000,000	69.96%	Call	202,671.21	554,574	2,204	72,900,000
234	180	UVR	-	0.00%	Bogotá	-	-	-	49,255,000
235	180	UVR	35,506,289	54.63%	Bogotá	141,100.05	386,095	1,534	65,000,000
236	180	UVR	40,000,000	43.24%	Bucaramanga	158,957.81	434,960	1,729	92,499,258
237	180	UVR	26,390,000	43.02%	Bogotá	104,872.41	286,965	1,140	61,339,000
238	180	UVR	46,000,000	57.65%	Bogotá	182,801.48	500,204	1,988	79,789,100
239	180	UVR	57,000,000	62.57%	Bogotá	226,514.88	619,817	2,463	91,100,000
240	180	UVR	45,000,000	62.41%	Bogotá	178,827.54	489,330	1,945	72,100,000
241	180	UVR	27,040,165	50.99%	Bogotá	107,456.13	294,035	1,168	53,033,815
242	180	UVR	36,000,000	57.14%	Call	143,062.03	391,464	1,556	62,999,100
243	180	UVR	54,000,000	63.00%	Barranquilla	214,593.04	587,195	2,333	85,721,000
244	180	UVR	45,000,000	54.06%	Bogotá	178,827.54	489,330	1,945	83,236,000
245	180	UVR	45,000,000	64.29%	Bogotá	178,827.54	489,330	1,945	70,000,000
246	180	UVR	55,860,000	60.00%	Bogotá	221,984.58	607,421	2,414	93,100,000
247	180	UVR	35,000,000	56.45%	Call	139,088.08	380,590	1,512	62,000,000
248	180	UVR	34,200,000	48.86%	Medellin	135,908.93	371,890	1,478	70,000,000
249	180	UVR	24,100,000	48.96%	Cali	95,772.08	262,063	1,041	49,220,700
250	180	UVR	27,900,000	44.29%	Call	110,873.07	303,384	1,206	63,000,000
251	180	UVR	41,000,000	64.06%	Bogotá	162,931.75	445,834	1,772	64,000,000
252	180	UVR	20,000,000	38.75%	Bogotá	79,478.90	217,480	864	51,617,700
253	180	UVR	53,900,000	70.00%	Pereira	214,195.65	586,108	2,329	77,000,000
254	180	UVR	34,000,000	59.44%	Medellin	135,114.14	369,716	1,469	57,200,000
255	180	UVR	49,502,000	59.64%	Bogotá	196,718.24	538,284	2,139	83,000,000
256	180	UVR	47,000,000	63.09%	Pereira	186,775.43	511,078	2,031	74,500,000
257	180	UVR	38,500,000	61.11%	Cali	152,998.89	418,649	1,664	63,000,000
258	180	UVR	20,866,173	43.24%	Barranquilla	82,921.03	226,899	902	48,261,850
259	180	UVR	40,000,000	57.77%	Cali	158,957.81	434,960	1,729	69,235,000
260	180	UVR	30,103,626	57.23%	Bogotá	119,630.16	327,347	1,301	52,600,000
261	180	UVR	26,400,000	48.00%	Bogotá	104,912.15	287,073	1,141	55,000,000
262	180	UVR	50,000,000	51.02%	Medellin	198,697.26	543,700	2,161	98,000,000
263	180	UVR	37,000,000	56.92%	Call	147,035.97	402,338	1,599	65,000,000
264	180	UVR	33,000,000	50.77%	Bogotá	131,140.19	358,842	1,426	65,000,000
265	180	UVR	63,000,000	67.74%	Bogotá	250,358.55	685,061	2,722	93,000,000
266	180	UVR	26,026,350	50.15%	Call	103,427.29	283,010	1,125	51,900,000
267	180	UVR	32,000,000	45.39%	Pereira	127,166.25	347,968	1,383	70,500,000
268	180	UVR	53,251,100	70.00%	Bogotá	211,616.95	579,052	2,301	76,073,000
269	180	UVR	25,000,000	51.80%	Medellin	99,348.63	271,850	1,080	48,261,850
270	180	UVR	25,000,000	51.80%	Medellin	99,348.63	271,850	1,080	48,261,850
271	180	UVR	50,000,000	51.28%	Bogotá	198,697.26	543,700	2,161	97,500,000
272	180	UVR	37,692,850	56.19%	Bogotá	149,789.32	409,872	1,629	67,085,000
273	180	UVR	26,000,000	34.21%	Bogotá	103,322.58	282,724	1,124	76,000,000
274	180	UVR	24,000,000	37.56%	Call	95,374.69	260,976	1,037	63,900,000
275	180	UVR	27,062,840	48.52%	Call	107,546.24	294,281	1,169	55,771,500
276	180	UVR	18,000,000	33.97%	Call	71,531.01	195,732	778	52,983,650
277	180	UVR	31,000,000	43.06%	Call	123,192.30	337,094	1,340	72,000,000
278	180	UVR	32,000,000	53.61%	Bogotá	127,166.25	347,968	1,383	59,685,000
279	180	UVR	25,637,440	48.37%	Bogotá	101,881.78	278,781	1,108	53,000,000
280	180	UVR	55,000,900	60.22%	Bogotá	218,570.56	598,079	2,377	91,336,000
281	180	UVR	22,752,015	47.14%	Barranquilla	90,415.26	247,405	983	48,261,850
282	180	UVR	22,011,650	45.61%	Bucaramanga	87,473.09	239,354	951	48,261,780
283	180	UVR	25,000,000	46.11%	Barranquilla	99,348.63	271,850	1,080	54,223,000
284	180	UVR	34,000,000	53.39%	Bogotá	135,114.14	369,716	1,469	63,683,650
285	180	UVR	55,000,000	65.10%	Bogotá	218,566.99	598,069	2,377	84,487,000
286	180	UVR	50,000,000	62.50%	Bogotá	198,697.26	543,700	2,161	80,000,000
287	180	UVR	10,000,000	11.60%	Bogotá	39,739.45	108,740	432	86,200,000
288	180	UVR	30,000,000	46.62%	Bogotá	119,218.36	326,220	1,296	64,356,000
289	180	UVR	27,000,000	38.57%	Medellin	107,296.52	293,598	1,167	70,000,000
290	180	UVR	27,062,840	48.52%	Call	107,546.24	294,281	1,169	55,771,500

Número	Plazo en meses	Amortización	Monto aprobado	LTV	CIUDAD	Valor Credito UVR	Proyección valor cuota pesos	Proyección valor cuota UVR*	Valor vivienda
291	180	UVR	8,000,000	8.34%	Bogotá	31,791.56	86,992	346	95,901,000
292	180	UVR	33,850,000	59.60%	Bogotá	134,518.05	368,085	1,463	56,800,000
293	180	UVR	36,800,000	55.17%	Bogotá	146,241.18	400,163	1,590	66,708,000
294	180	UVR	65,000,000	65.74%	Bogotá	258,306.44	706,809	2,809	98,877,000
295	180	UVR	47,000,000	61.04%	Bogotá	186,775.43	511,078	2,031	77,000,000
296	180	UVR	50,000,000	61.58%	Bogotá	198,697.26	543,700	2,161	81,200,000
297	180	UVR	49,500,000	60.22%	Pereira	196,710.29	538,263	2,139	82,200,000
298	180	UVR	59,500,000	70.00%	Bogotá	236,449.74	647,002	2,571	85,000,000
299	180	UVR	62,000,000	64.05%	Bogotá	246,384.60	674,187	2,679	96,800,000
300	180	UVR	25,000,000	51.80%	Medellín	99,348.63	271,850	1,080	48,261,850
301	180	UVR	45,000,000	57.25%	Bogotá	178,827.54	489,330	1,945	78,600,000
302	180	UVR	27,016,350	50.97%	Barranquilla	107,361.50	293,776	1,167	53,000,000
303	180	UVR	30,000,000	50.00%	Calli	119,218.36	326,220	1,296	59,999,700
304	180	UVR	23,000,000	45.10%	Calli	91,400.74	250,102	994	51,000,000
305	180	UVR	40,000,000	42.33%	Bogotá	158,957.81	434,960	1,729	94,500,000
306	180	UVR	58,000,000	59.18%	Bogotá	230,488.82	630,691	2,506	98,000,000
307	180	UVR	35,150,000	64.50%	Medellín	139,684.17	382,221	1,519	54,500,000
308	180	UVR	28,000,000	44.67%	Calli	111,270.47	304,472	1,210	62,683,650
309	180	UVR	60,000,000	68.18%	Bucaramanga	238,436.71	652,439	2,593	88,000,000
310	180	UVR	31,000,000	48.76%	Bogotá	123,192.30	337,094	1,340	63,575,000
311	180	UVR	35,000,000	50.00%	Bogotá	139,088.08	380,590	1,512	70,000,000
312	180	UVR	30,000,000	30.36%	Bogotá	119,218.36	326,220	1,296	98,800,000
313	180	UVR	21,000,000	40.68%	Bogotá	83,452.85	228,354	907	51,616,375
314	180	UVR	25,000,000	44.01%	Bogotá	99,348.63	271,850	1,080	56,800,000
315	180	UVR	39,000,000	55.36%	Bogotá	154,983.86	424,086	1,685	70,453,203
316	180	UVR	30,000,000	31.75%	Bogotá	119,218.36	326,220	1,296	94,492,000
317	180	UVR	52,000,000	58.23%	Bogotá	206,645.15	565,448	2,247	89,300,000
318	180	UVR	50,000,000	67.01%	Bogotá	198,697.26	543,700	2,161	74,613,000
319	180	UVR	24,729,375	47.89%	Barranquilla	98,273.18	268,907	1,069	51,640,190
320	180	UVR	28,687,091	55.55%	Barranquilla	114,000.93	311,943	1,240	51,640,190
321	180	UVR	39,245,660	65.41%	Bogotá	155,960.10	426,757	1,696	60,000,000
322	180	UVR	27,810,000	43.74%	Bogotá	110,515.42	302,406	1,202	63,575,000
323	180	UVR	36,600,000	36.97%	Medellín	145,446.40	397,988	1,582	99,000,000
324	180	UVR	28,000,000	49.30%	Bogotá	111,270.47	304,472	1,210	56,800,000
325	180	UVR	25,000,000	45.70%	Bogotá	99,348.63	271,850	1,080	54,700,000
326	180	UVR	35,557,075	59.26%	Calli	141,301.87	386,647	1,537	60,000,000
327	180	UVR	34,000,000	45.95%	Calli	135,114.14	369,716	1,469	74,000,000
328	180	UVR	31,057,075	56.47%	Calli	123,419.11	337,714	1,342	55,000,000
329	180	UVR	26,009,691	50.13%	Calli	103,361.09	282,829	1,124	51,881,489
330	180	UVR	64,000,000	66.67%	Bogotá	254,332.49	695,935	2,766	96,000,000
331	180	UVR	15,286,350	28.68%	Barranquilla	60,747.12	166,224	661	53,300,000
332	180	UVR	40,000,000	51.28%	Bogotá	158,957.81	434,960	1,729	78,000,000
333	180	UVR	50,000,000	52.64%	Bogotá	198,697.26	543,700	2,161	94,992,000
334	180	UVR	22,752,015	47.14%	Barranquilla	90,415.26	247,405	983	48,261,850
335	180	UVR	35,000,000	53.60%	Bogotá	139,088.08	380,590	1,512	65,300,000
336	180	UVR	56,700,000	69.91%	Bogotá	225,322.69	616,555	2,450	81,100,000
337	180	UVR	26,000,000	45.61%	Bogotá	103,322.58	282,724	1,124	57,000,000
338	180	UVR	27,000,000	47.65%	Bogotá	107,296.52	293,598	1,167	56,668,650
339	180	UVR	40,000,000	61.04%	Bogotá	158,957.81	434,960	1,729	65,535,000
340	180	UVR	48,000,000	61.26%	Bogotá	190,749.37	521,952	2,074	78,356,000
341	180	UVR	25,700,000	49.79%	Bogotá	102,130.39	279,462	1,111	51,617,700
342	180	UVR	34,000,000	50.75%	Bogotá	135,114.14	369,716	1,469	67,000,000
343	180	UVR	34,300,000	53.30%	Bogotá	136,306.32	372,978	1,482	64,356,000
344	180	UVR	22,500,000	40.18%	Bogotá	89,413.77	244,665	972	56,000,000
345	180	UVR	63,450,000	69.34%	Bogotá	252,146.82	689,955	2,742	91,500,000
346	180	UVR	23,000,000	44.54%	Barranquilla	91,400.74	250,102	994	51,640,190
347	180	UVR	26,655,000	50.67%	Bogotá	105,925.51	289,846	1,152	52,600,000
348	180	UVR	21,430,062	44.40%	Medellín	85,161.89	233,030	926	48,261,842
349	180	UVR	25,500,000	40.11%	Bogotá	101,335.60	277,287	1,102	63,575,000
350	180	UVR	41,116,350	59.76%	Calli	163,394.12	447,099	1,777	68,800,000
351	180	UVR	25,500,000	44.35%	Calli	101,335.60	277,287	1,102	57,500,000
352	180	UVR	60,000,000	66.67%	Bogotá	238,436.71	652,439	2,593	90,000,000
353	180	UVR	26,468,490	49.02%	Calli	105,184.33	287,818	1,144	54,000,000
354	180	UVR	28,800,000	44.62%	Bogotá	114,449.62	313,171	1,245	64,548,000
355	180	UVR	39,500,000	45.53%	Bogotá	156,970.84	429,523	1,707	86,756,000
356	180	UVR	33,883,490	51.42%	Pereira	134,651.13	368,449	1,464	65,900,000
357	180	UVR	24,000,000	46.48%	Barranquilla	95,374.69	260,976	1,037	51,640,190
358	180	UVR	42,000,000	48.43%	Bogotá	166,905.70	456,708	1,815	86,726,000
359	180	UVR	65,000,000	68.06%	Bogotá	258,306.44	706,809	2,809	95,500,000
360	180	UVR	24,000,000	48.23%	Bogotá	95,374.69	260,976	1,037	49,760,000
361	180	UVR	34,000,000	53.48%	Bogotá	135,114.14	369,716	1,469	63,575,000
362	180	UVR	26,270,490	48.85%	Calli	104,397.49	285,665	1,135	53,780,000
363	180	UVR	47,424,166	65.74%	Bogotá	188,461.04	515,690	2,049	72,144,000
364	180	UVR	39,000,000	43.90%	Bogotá	154,983.86	424,086	1,685	88,842,000

Número	Plazo en meses	Amortización	Monto aprobado	LTV	CIUDAD	Valor Credito UVR	Proyección valor cuota pesos	Proyección valor cuota UVR*	Valor vivienda
365	180	UVR	44,991,178	59.99%	Bogotá	178,792.48	489,234	1,944	75,000,000
366	180	UVR	38,000,000	51.07%	Bogotá	151,009.92	413,212	1,642	74,411,000
367	180	UVR	38,000,000	60.32%	Bogotá	151,009.92	413,212	1,642	63,000,000
368	180	UVR	26,202,990	48.79%	Calli	104,129.25	284,931	1,132	53,705,000
369	180	UVR	20,000,000	44.44%	Medellin	79,478.90	217,480	864	45,000,000
370	180	UVR	29,000,000	45.31%	Bogotá	115,244.41	315,346	1,253	64,000,000
371	180	UVR	25,000,000	48.41%	Barranquilla	99,348.63	271,850	1,080	51,640,190
372	180	UVR	26,000,000	43.33%	Calli	103,322.58	282,724	1,124	60,000,000
373	180	UVR	30,000,000	30.21%	Bogotá	119,218.36	326,220	1,296	99,300,000
374	180	UVR	20,000,000	34.13%	Bogotá	79,478.90	217,480	864	58,600,000
375	180	UVR	54,289,389	55.40%	Bogotá	215,743.06	590,342	2,346	98,000,000
376	180	UVR	53,000,000	67.09%	Bogotá	210,619.10	576,322	2,290	79,000,000
377	180	UVR	35,000,000	52.24%	Bogotá	139,088.08	380,590	1,512	67,000,000
378	180	UVR	33,000,000	57.89%	Bogotá	131,140.19	358,842	1,426	57,000,000
379	180	UVR	27,000,000	42.93%	Bogotá	107,296.52	293,598	1,167	62,900,000
380	180	UVR	30,000,000	51.95%	Calli	119,218.36	326,220	1,296	57,748,000
381	180	UVR	35,000,000	51.47%	Bogotá	139,088.08	380,590	1,512	68,000,000
382	180	UVR	30,000,000	50.00%	Bogotá	119,218.36	326,220	1,296	60,000,000
383	180	UVR	28,000,000	37.84%	Calli	111,270.47	304,472	1,210	74,000,000
384	180	UVR	38,027,670	48.75%	Bogotá	151,119.88	413,513	1,643	78,000,000
385	180	UVR	57,658,996	66.61%	Bogotá	229,133.69	626,983	2,492	86,562,000
386	180	UVR	14,000,000	25.56%	Calli	55,635.23	152,236	605	54,783,600
387	180	UVR	19,146,877	39.67%	Bucaramanga	76,088.64	208,203	827	48,261,850
388	180	UVR	34,978,596	44.11%	Calli	139,003.02	380,357	1,512	79,304,578
389	180	UVR	25,000,000	45.24%	Calli	99,348.63	271,850	1,080	55,255,000
390	180	UVR	50,000,000	63.29%	Bogotá	198,697.26	543,700	2,161	79,000,000
391	180	UVR	40,000,000	50.00%	Bogotá	158,957.81	434,960	1,729	80,000,000
392	180	UVR	46,000,000	57.54%	Bogotá	182,801.48	500,204	1,988	79,950,000
393	180	UVR	46,000,000	65.59%	Calli	182,801.48	500,204	1,988	70,130,000
394	180	UVR	65,660,000	70.00%	Barranquilla	260,929.24	713,986	2,837	93,800,000
395	180	UVR	55,000,000	63.78%	Bogotá	218,566.99	598,069	2,377	86,229,000
396	180	UVR	45,000,000	47.37%	Bogotá	178,827.54	489,330	1,945	95,000,000
397	180	UVR	53,000,000	59.87%	Bogotá	210,619.10	576,322	2,290	88,526,040
398	180	UVR	27,000,000	47.37%	Bogotá	107,296.52	293,598	1,167	57,000,000
399	180	UVR	59,100,000	67.16%	Bogotá	234,860.16	642,653	2,554	88,000,000
400	180	UVR	30,000,000	46.88%	Bogotá	119,218.36	326,220	1,296	64,000,000
401	180	UVR	33,800,000	52.81%	Calli	134,319.35	367,541	1,461	64,000,000
402	180	UVR	36,150,000	55.22%	Bogotá	143,658.12	393,095	1,562	65,462,000
403	180	UVR	42,000,000	55.85%	Bogotá	166,905.70	456,708	1,815	75,200,000
404	180	UVR	30,000,000	51.72%	Bogotá	119,218.36	326,220	1,296	58,000,000
405	180	UVR	31,000,000	47.69%	Bogotá	123,192.30	337,094	1,340	65,000,000
406	180	UVR	50,000,000	56.82%	Bogotá	198,697.26	543,700	2,161	88,000,000
407	180	UVR	23,000,000	44.54%	Barranquilla	91,400.74	250,102	994	51,640,190
408	180	UVR	24,344,000	47.14%	Pereira	96,741.72	264,716	1,052	51,640,000
409	180	UVR	30,068,490	51.84%	Bogotá	119,490.53	326,964	1,299	58,000,000
410	180	UVR	30,000,000	42.86%	Barranquilla	119,218.36	326,220	1,296	70,000,000
411	180	UVR	31,000,000	47.69%	Bogotá	123,192.30	337,094	1,340	65,000,000
412	180	UVR	44,350,000	56.93%	Bogotá	176,244.47	482,261	1,916	77,900,000
413	180	UVR	40,000,000	58.93%	Bogotá	158,957.81	434,960	1,729	67,872,000
414	180	UVR	21,800,000	42.22%	Barranquilla	86,632.01	237,053	942	51,640,190
415	180	UVR	11,000,000	20.00%	Barranquilla	43,713.40	119,614	475	55,000,000
416	180	UVR	69,713,000	70.00%	Bogotá	277,035.64	758,059	3,012	99,590,000
417	180	UVR	11,000,000	26.63%	Bogotá	43,713.40	119,614	475	41,300,000
418	180	UVR	36,000,000	51.43%	Calli	143,062.03	391,464	1,556	70,000,000
419	180	UVR	27,680,985	57.35%	Medellin	110,002.72	301,003	1,196	48,264,940
420	180	UVR	50,000,000	65.14%	Bogotá	198,697.26	543,700	2,161	76,760,000
421	180	UVR	46,845,660	60.84%	Bogotá	186,162.09	509,399	2,024	77,000,000
422	180	UVR	27,000,000	45.67%	Bogotá	107,296.52	293,598	1,167	59,123,000
423	180	UVR	47,000,000	55.69%	Bogotá	186,775.43	511,078	2,031	84,400,000
424	180	UVR	45,000,000	62.90%	Bogotá	178,827.54	489,330	1,945	71,542,180
425	180	UVR	32,600,000	52.58%	Pereira	129,550.61	354,492	1,409	62,000,000
426	180	UVR	28,000,000	54.22%	Bogotá	111,270.47	304,472	1,210	51,640,190
427	180	UVR	35,000,000	61.39%	Bogotá	139,088.08	380,590	1,512	57,016,960
428	180	UVR	40,000,000	45.90%	Bogotá	158,957.81	434,960	1,729	87,150,000
429	180	UVR	32,000,000	42.67%	Bogotá	127,166.25	347,968	1,383	75,000,000
430	180	UVR	45,000,000	61.81%	Bogotá	178,827.54	489,330	1,945	72,804,927
431	180	UVR	50,000,000	51.44%	Bogotá	198,697.26	543,700	2,161	97,200,000
432	180	UVR	24,000,000	46.48%	Barranquilla	95,374.69	260,976	1,037	51,640,190
433	180	UVR	35,909,400	60.00%	Bogotá	142,701.99	390,478	1,552	59,849,000
434	180	UVR	30,000,000	30.77%	Bogotá	119,218.36	326,220	1,296	97,500,000
435	180	UVR	40,000,000	60.56%	Bogotá	158,957.81	434,960	1,729	66,054,000
436	180	UVR	43,557,075	62.22%	Bogotá	173,093.43	473,639	1,882	70,000,000
437	180	UVR	50,000,000	58.14%	Bogotá	198,697.26	543,700	2,161	86,000,000
438	180	UVR	27,425,868	48.97%	Bogotá	108,988.90	298,229	1,185	56,000,000

Número	Plazo en meses	Amortización	Monto aprobado	LTV	CIUDAD	Valor Credito UVR	Proyección valor cuota pesos	Proyección valor cuota UVR*	Valor vivienda
439	180	UVR	40,000,000	48.19%	Barranquilla	158,957.81	434,960	1,729	83,000,000
440	180	UVR	38,000,000	56.13%	Bogotá	151,009.92	413,212	1,642	67,700,000
441	180	UVR	40,000,000	48.78%	Bogotá	158,957.81	434,960	1,729	82,000,000
442	180	UVR	30,000,000	57.69%	Bucaramanga	119,218.36	326,220	1,296	52,000,000
443	180	UVR	39,500,000	45.82%	Pereira	156,970.84	429,523	1,707	86,200,000
444	180	UVR	24,500,000	47.27%	Bogotá	97,361.66	266,413	1,059	51,831,510
445	180	UVR	27,000,000	50.00%	Bogotá	107,296.52	293,598	1,167	54,000,000
446	180	UVR	20,000,000	25.64%	Bucaramanga	79,478.90	217,480	864	78,000,000
447	180	UVR	44,000,000	45.83%	Bucaramanga	174,853.59	478,456	1,901	96,000,000
448	180	UVR	40,800,000	52.45%	Bogotá	162,136.97	443,659	1,763	77,789,000
449	180	UVR	27,000,000	48.21%	Bogotá	107,296.52	293,598	1,167	56,000,000
450	180	UVR	25,000,000	45.70%	Bogotá	99,348.63	271,850	1,080	54,700,000
451	180	UVR	40,000,000	57.14%	Bogotá	158,957.81	434,960	1,729	70,000,000
452	180	UVR	28,800,000	46.45%	Bogotá	114,449.62	313,171	1,245	62,000,000
453	180	UVR	27,000,000	50.00%	Barranquilla	107,296.52	293,598	1,167	54,000,000
454	180	UVR	45,400,000	58.96%	Bogotá	180,417.11	493,679	1,962	77,000,000
455	180	UVR	32,000,000	49.23%	Bogotá	127,166.25	347,968	1,383	65,000,000
456	180	UVR	40,000,000	53.97%	Pereira	158,957.81	434,960	1,729	74,112,000
457	180	UVR	38,500,000	49.88%	Bogotá	152,996.89	418,649	1,664	77,181,000
458	180	UVR	60,000,000	61.99%	Bogotá	238,436.71	652,439	2,593	96,793,784
459	180	UVR	59,003,380	65.56%	Bogotá	234,476.20	641,602	2,550	90,000,000
460	180	UVR	27,000,000	45.00%	Bogotá	107,296.52	293,598	1,167	60,000,000
461	180	UVR	64,680,000	70.00%	Bogotá	257,034.78	703,330	2,795	92,400,000
462	180	UVR	64,400,000	65.05%	Bogotá	255,922.07	700,285	2,783	99,000,000
463	180	UVR	33,000,000	44.00%	Bogotá	131,140.19	358,842	1,426	75,000,000
464	180	UVR	24,344,661	47.14%	Barranquilla	96,744.35	264,724	1,052	51,640,190
465	180	UVR	34,000,000	51.52%	Bogotá	135,114.14	369,716	1,469	66,000,000
466	180	UVR	47,263,679	55.99%	Calli	187,823.27	513,945	2,042	84,412,549
467	180	UVR	26,288,490	48.86%	Calli	104,469.02	285,861	1,136	53,800,000
468	180	UVR	24,000,000	36.92%	Bogotá	95,374.69	260,976	1,037	65,000,000
469	180	UVR	27,000,000	50.00%	Barranquilla	107,296.52	293,598	1,167	54,000,000
470	180	UVR	49,000,000	52.13%	Medellin	194,723.32	532,826	2,117	94,000,000
471	180	UVR	52,000,000	54.74%	Bogotá	206,645.15	565,448	2,247	95,000,000
472	180	UVR	40,000,000	58.82%	Bogotá	158,957.81	434,960	1,729	68,000,000
473	180	UVR	44,800,000	64.00%	Calli	178,032.75	487,155	1,936	70,000,000
474	180	UVR	24,000,000	44.44%	Barranquilla	95,374.69	260,976	1,037	54,000,000
475	180	UVR	44,000,000	66.67%	Calli	174,853.59	478,456	1,901	66,000,000
476	180	UVR	57,400,000	70.00%	Bogotá	228,104.46	624,167	2,480	82,000,000
477	180	UVR	34,519,000	54.79%	Pereira	137,176.62	375,359	1,492	63,000,000
478	180	UVR	22,000,000	40.74%	Barranquilla	87,426.79	239,228	951	54,000,000
479	180	UVR	39,625,075	61.42%	Calli	157,467.88	430,883	1,712	64,520,000
480	180	UVR	54,980,000	59.44%	Bogotá	218,487.51	597,852	2,376	92,500,000
481	180	UVR	43,000,000	44.53%	Bucaramanga	170,879.64	467,582	1,858	96,570,000
482	180	UVR	48,300,000	63.22%	Bogotá	191,941.55	525,214	2,087	76,400,000
483	180	UVR	51,000,000	61.53%	Bogotá	202,671.21	554,574	2,204	82,880,000
484	180	UVR	53,000,000	55.21%	Pereira	210,619.10	576,322	2,290	96,000,000
485	180	UVR	33,642,046	51.76%	Bogotá	133,691.65	365,823	1,454	65,000,000
486	180	UVR	30,089,127	51.86%	Calli	119,572.54	327,189	1,300	58,022,930
487	180	UVR	29,100,000	41.57%	Calli	115,641.81	316,433	1,257	70,000,000
488	180	UVR	39,254,660	65.41%	Calli	155,995.87	426,855	1,696	60,010,000
489	180	UVR	27,000,000	45.00%	Calli	107,296.52	293,598	1,167	60,000,000
490	180	UVR	23,600,000	45.70%	Bogotá	93,785.11	256,626	1,020	51,640,000
491	180	UVR	28,200,000	51.79%	Bogotá	112,065.26	306,647	1,219	54,450,000
492	180	UVR	45,000,000	54.22%	Bogotá	178,827.54	489,330	1,945	83,000,000
493	180	UVR	44,000,000	63.06%	Calli	174,853.59	478,456	1,901	69,780,000
494	180	UVR	25,000,000	48.41%	Medellin	99,348.63	271,850	1,080	51,640,190
495	180	UVR	27,200,000	49.68%	Barranquilla	108,091.31	295,773	1,175	54,749,000
496	180	UVR	24,000,000	42.86%	Bogotá	95,374.69	260,976	1,037	56,000,000
497	180	UVR	51,000,000	60.36%	Pereira	202,671.21	554,574	2,204	84,500,000
498	180	UVR	29,000,000	40.20%	Bogotá	115,244.41	315,346	1,253	72,144,000
499	180	UVR	40,698,512	56.19%	Bogotá	161,733.66	442,555	1,759	72,426,445
500	180	UVR	30,089,127	51.86%	Calli	119,572.54	327,189	1,300	58,022,930
501	180	UVR	44,410,000	63.44%	Bogotá	176,482.91	482,914	1,919	70,000,000
502	180	UVR	28,268,490	50.48%	Bogotá	112,337.43	307,391	1,222	56,000,000
503	180	UVR	22,000,000	42.60%	Barranquilla	87,426.79	239,228	951	51,640,190
504	180	UVR	27,000,000	52.49%	Calli	107,296.52	293,598	1,167	51,442,925
505	180	UVR	35,000,000	50.00%	Calli	139,088.08	380,590	1,512	70,000,360
506	180	UVR	25,419,593	49.62%	Calli	101,016.07	276,412	1,098	51,225,825
507	180	UVR	27,000,000	41.54%	Calli	107,296.52	293,598	1,167	65,000,000
508	180	UVR	28,500,000	45.97%	Bogotá	113,257.44	309,909	1,232	62,000,000
509	180	UVR	37,000,000	38.23%	Bogotá	147,035.97	402,338	1,599	96,793,784
510	180	UVR	30,000,000	54.31%	Bogotá	119,218.36	326,220	1,296	55,240,000
511	180	UVR	22,100,000	49.11%	Bogotá	87,824.19	240,315	955	45,000,000
512	180	UVR	35,000,000	44.44%	Bogotá	139,088.08	380,590	1,512	78,754,340

Número	Plazo en meses	Amortización	Monto aprobado	LTV	CIUDAD	Valor Credito UVR	Proyección valor cuota pesos	Proyección valor cuota UVR*	Valor vivienda
513	180	UVR	31,868,490	53.11%	Perelra	126,643.63	346,538	1,377	60,000,000
514	180	UVR	38,000,000	54.98%	Bogotá	151,009.92	413,212	1,642	69,114,000
515	180	UVR	45,000,000	57.55%	Call	178,827.54	489,330	1,945	78,198,000
516	180	UVR	48,000,000	52.17%	Bogotá	190,749.37	521,952	2,074	92,000,000
517	180	UVR	47,300,000	60.60%	Call	187,967.61	514,340	2,044	78,054,340
518	180	UVR	27,600,000	48.94%	Perelra	109,680.89	300,122	1,193	56,400,000
519	180	UVR	28,000,000	43.40%	Call	111,270.47	304,472	1,210	64,520,000
520	180	UVR	26,000,000	42.14%	Call	103,322.58	282,724	1,124	61,701,321
521	180	UVR	35,800,000	50.39%	Bogotá	142,267.24	389,289	1,547	71,040,000
522	180	UVR	26,100,000	40.15%	Bogotá	103,719.97	283,811	1,128	65,000,000
523	180	UVR	17,925,000	37.14%	Perelra	71,232.97	194,916	775	48,261,850
524	180	UVR	26,000,000	40.30%	Call	103,322.58	282,724	1,124	64,520,000
525	180	UVR	34,000,000	52.31%	Bogotá	135,114.14	369,716	1,469	65,000,000
526	180	UVR	22,638,272	41.16%	Bogotá	89,963.25	246,168	978	55,000,000
527	180	UVR	26,000,000	37.14%	Bogotá	103,322.58	282,724	1,124	70,000,000
528	180	UVR	54,000,000	60.00%	Bogotá	214,593.04	587,195	2,333	90,000,000
529	180	UVR	18,000,000	32.88%	Barranquilla	71,531.01	195,732	778	54,749,000
530	180	UVR	26,000,000	43.33%	Bogotá	103,322.58	282,724	1,124	60,000,000
531	180	UVR	45,000,000	45.92%	Bogotá	178,827.54	489,330	1,945	98,000,000
532	180	UVR	36,800,000	50.50%	Perelra	146,241.18	400,163	1,590	72,866,000
533	180	UVR	31,868,000	53.11%	Perelra	126,641.69	346,532	1,377	60,000,000
534	180	UVR	23,908,680	46.30%	Medellin	95,011.78	259,983	1,033	51,640,190
535	180	UVR	42,000,000	52.50%	Bogotá	166,905.70	456,708	1,815	80,000,000
536	180	UVR	24,270,490	45.13%	Call	96,449.60	263,917	1,049	53,780,000
537	180	UVR	24,900,000	45.60%	Bogotá	98,951.24	270,762	1,076	54,600,000
538	180	UVR	28,062,840	50.32%	Call	111,520.19	305,155	1,213	55,771,500
539	180	UVR	29,000,000	52.73%	Bogotá	115,244.41	315,346	1,253	55,000,000
540	180	UVR	50,000,000	55.56%	Bogotá	198,697.26	543,700	2,161	90,000,000
541	180	UVR	39,600,000	54.99%	Perelra	157,368.23	430,610	1,711	72,012,000
542	180	UVR	29,600,000	35.66%	Bogotá	117,628.78	321,870	1,279	83,000,000
543	180	UVR	25,000,000	29.18%	Bogotá	99,348.63	271,850	1,080	85,674,000
544	180	UVR	51,181,200	60.00%	Bogotá	203,391.29	556,544	2,212	85,302,000
545	180	UVR	28,000,000	44.44%	Perelra	111,270.47	304,472	1,210	63,000,000
546	180	UVR	53,000,000	62.35%	Bogotá	210,619.10	576,322	2,290	85,000,000
547	180	UVR	27,700,000	32.59%	Bogotá	110,078.28	301,210	1,197	85,000,000
548	180	UVR	53,247,000	53.80%	Bogotá	211,600.66	579,007	2,301	98,967,850
549	180	UVR	41,500,000	46.84%	Bogotá	164,918.73	451,271	1,793	88,607,500
550	180	UVR	24,398,490	47.19%	Call	96,958.26	265,309	1,054	51,700,000
551	180	UVR	50,100,000	53.47%	Bogotá	199,094.66	544,787	2,165	93,703,000
552	180	UVR	36,127,490	52.71%	Perelra	143,568.67	392,850	1,561	68,540,000
553	180	UVR	37,000,000	47.44%	Perelra	147,035.97	402,338	1,599	78,001,000
554	180	UVR	58,466,800	69.60%	Barranquilla	232,343.86	635,767	2,527	84,000,000
555	180	UVR	24,218,490	47.03%	Call	96,242.95	263,352	1,047	51,500,000
556	180	UVR	39,100,000	51.45%	Bogotá	155,381.26	425,173	1,690	76,000,000
557	180	UVR	27,000,000	48.41%	Call	107,296.52	293,598	1,167	55,771,500
558	180	UVR	68,360,499	70.00%	Bogotá	271,660.88	743,351	2,954	97,657,856
559	180	UVR	36,127,490	52.71%	Perelra	143,568.67	392,850	1,561	68,540,000
560	180	UVR	50,045,660	69.51%	Call	198,878.71	544,196	2,163	72,000,000
561	180	UVR	18,143,490	33.14%	Barranquilla	72,101.24	197,292	784	54,749,000
562	180	UVR	35,000,000	55.12%	Perelra	139,088.08	380,590	1,512	63,500,000
563	180	UVR	24,500,000	44.34%	Call	97,361.66	266,413	1,059	55,255,000
564	180	UVR	69,000,000	69.31%	Bogotá	274,202.22	750,305	2,982	99,551,000
565	180	UVR	55,000,000	68.75%	Bogotá	218,566.99	598,069	2,377	80,000,000
566	180	UVR	26,400,000	26.67%	Bogotá	104,912.15	287,073	1,141	99,000,000
567	180	UVR	45,818,490	60.69%	Call	182,080.17	498,230	1,980	75,500,000
568	180	UVR	26,749,000	48.86%	Barranquilla	106,299.06	290,868	1,156	54,749,000
569	180	UVR	32,350,000	35.75%	Call	128,557.13	351,774	1,398	90,500,000
570	180	UVR	60,000,000	63.84%	Bogotá	238,436.71	652,439	2,593	93,989,952
571	180	UVR	30,165,000	47.88%	Perelra	119,874.06	328,014	1,304	63,000,000
572	180	UVR	27,000,000	42.86%	Perelra	107,296.52	293,598	1,167	63,000,000
573	180	UVR	28,000,000	44.44%	Perelra	111,270.47	304,472	1,210	63,000,000
574	180	UVR	35,368,000	54.41%	Perelra	140,550.49	384,591	1,528	65,000,000
575	180	UVR	43,868,575	63.36%	Call	174,331.31	477,026	1,896	69,235,400
576	180	UVR	30,000,000	47.62%	Perelra	119,218.36	326,220	1,296	63,000,000
577	180	UVR	51,500,000	51.76%	Bogotá	204,658.18	560,011	2,225	99,500,000
578	180	UVR	15,000,000	17.10%	Perelra	59,609.18	163,110	648	87,700,000
579	180	UVR	35,500,000	47.02%	Call	141,075.06	386,027	1,534	75,500,000
580	180	UVR	25,744,153	35.87%	Bogotá	102,305.85	279,942	1,112	71,777,000
581	180	UVR	44,030,228	53.24%	Bucaramanga	174,973.71	478,784	1,903	82,702,238
582	180	UVR	27,344,119	40.81%	Bogotá	108,664.03	297,340	1,182	67,000,000
583	180	UVR	52,000,000	69.33%	Bogotá	206,645.15	565,448	2,247	75,000,000
584	180	UVR	43,978,527	54.97%	Bogotá	174,768.26	478,222	1,900	80,000,000
585	180	UVR	24,000,000	46.93%	Medellin	95,374.69	260,976	1,037	51,140,190
586	180	UVR	18,000,000	30.00%	Bogotá	71,531.01	195,732	778	60,000,000

Número	Plazo en meses	Amortización	Monto aprobado	LTV	CIUDAD	Valor Credito UVR	Proyección valor cuota pesos	Proyección valor cuota UVR*	Valor vivienda
587	180	UVR	37,300,000	52.44%	Bogotá	148,228.16	405,600	1,612	71,130,000
588	180	UVR	27,000,000	42.86%	Pereira	107,296.52	293,598	1,167	63,000,000
589	180	UVR	24,000,000	36.92%	Calli	95,374.69	260,976	1,037	65,000,000
590	180	UVR	27,000,000	48.36%	Bogotá	107,296.52	293,598	1,167	55,831,510
591	180	UVR	34,000,000	47.72%	Bogotá	135,114.14	369,716	1,469	71,250,586
592	180	UVR	28,032,246	54.28%	Bogotá	111,398.61	304,822	1,211	51,640,190
593	180	UVR	31,000,000	47.69%	Bogotá	123,192.30	337,094	1,340	65,000,000
594	180	UVR	25,500,000	48.44%	Bogotá	101,335.60	277,287	1,102	52,639,100
595	180	UVR	21,000,000	40.67%	Bogotá	83,452.85	228,354	907	51,640,191
596	180	UVR	35,000,000	49.26%	Bogotá	139,088.08	380,590	1,512	71,048,000
597	180	UVR	27,000,000	46.13%	Medellín	107,296.52	293,598	1,167	58,531,510
598	180	UVR	44,000,000	58.63%	Bogotá	174,853.59	478,456	1,901	75,041,000
599	180	UVR	26,000,000	43.41%	Calli	103,322.58	282,724	1,124	59,900,000
600	180	UVR	40,000,000	45.61%	Bogotá	158,957.81	434,960	1,729	87,700,000
601	180	UVR	35,000,000	57.38%	Bogotá	139,088.08	380,590	1,512	61,000,000
602	180	UVR	26,077,000	50.00%	Bogotá	103,628.57	283,561	1,127	52,154,000
603	180	UVR	39,068,490	57.45%	Bogotá	155,256.04	424,830	1,688	68,000,000
604	180	UVR	29,068,490	50.12%	Calli	115,516.59	316,090	1,256	58,000,000
605	180	UVR	60,200,000	70.00%	Bogotá	239,231.50	654,614	2,601	86,000,000
606	180	UVR	36,000,000	60.89%	Bogotá	143,062.03	391,464	1,556	59,123,000
607	180	UVR	29,000,000	46.03%	Bogotá	115,244.41	315,346	1,253	63,000,000
608	180	UVR	35,000,000	50.51%	Bogotá	139,088.08	380,590	1,512	69,300,000
609	180	UVR	45,000,000	57.03%	Bogotá	178,827.54	489,330	1,945	78,900,000
610	180	UVR	38,500,000	51.33%	Bogotá	152,996.89	418,649	1,664	75,000,000
611	180	UVR	26,000,000	44.83%	Bogotá	103,322.58	282,724	1,124	58,000,000
612	180	UVR	35,488,959	54.60%	Bogotá	141,031.18	385,907	1,534	65,000,000
613	180	UVR	31,000,000	45.79%	Bogotá	123,192.30	337,094	1,340	67,700,000
614	180	UVR	40,000,000	57.14%	Barranquilla	158,957.81	434,960	1,729	70,000,000
615	180	UVR	26,000,000	43.15%	Bogotá	103,322.58	282,724	1,124	60,256,000
616	180	UVR	27,000,000	42.86%	Bogotá	107,296.52	293,598	1,167	63,000,000
617	180	UVR	45,000,000	60.00%	Bogotá	178,827.54	489,330	1,945	75,000,000
618	180	UVR	45,000,000	45.23%	Bogotá	178,827.54	489,330	1,945	99,500,000
619	180	UVR	35,000,000	36.08%	Bogotá	139,088.08	380,590	1,512	97,000,000
620	180	UVR	30,000,000	50.00%	Bogotá	119,218.36	326,220	1,296	60,000,000
621	180	UVR	43,000,000	61.43%	Bogotá	170,879.64	467,582	1,858	70,000,000
622	180	UVR	17,000,000	30.91%	Bogotá	67,557.07	184,858	735	55,000,000
623	180	UVR	33,777,712	58.21%	Calli	134,230.78	367,299	1,460	58,022,930
624	180	UVR	40,000,000	53.33%	Bogotá	158,957.81	434,960	1,729	75,000,000
625	180	UVR	32,000,000	50.79%	Pereira	127,166.25	347,968	1,383	63,000,000
626	180	UVR	40,000,000	55.56%	Bogotá	158,957.81	434,960	1,729	72,000,000
627	180	UVR	45,000,000	63.10%	Calli	178,827.54	489,330	1,945	71,312,000
628	180	UVR	40,000,000	50.66%	Bogotá	158,957.81	434,960	1,729	78,950,000
629	180	UVR	35,000,000	53.85%	Pereira	139,088.08	380,590	1,512	65,000,000
630	180	UVR	37,000,000	44.05%	Bogotá	147,035.97	402,338	1,599	84,000,000
631	180	UVR	36,000,000	51.43%	Bogotá	143,062.03	391,464	1,556	70,000,000
632	180	UVR	26,740,000	43.13%	Bogotá	106,263.30	290,771	1,156	62,000,000
633	180	UVR	32,000,000	49.23%	Bogotá	127,166.25	347,968	1,383	65,000,000
634	180	UVR	38,000,000	54.29%	Bogotá	151,009.92	413,212	1,642	70,000,000
635	180	UVR	38,500,000	51.33%	Bogotá	152,996.89	418,649	1,664	75,000,000
636	180	UVR	62,000,000	69.89%	Bogotá	246,384.60	674,187	2,679	88,709,642
637	180	UVR	27,008,490	49.47%	Bogotá	107,330.26	293,690	1,167	54,600,000
638	180	UVR	28,470,000	40.96%	Pereira	113,138.22	309,583	1,230	69,500,000
639	180	UVR	35,000,000	47.79%	Bogotá	139,088.08	380,590	1,512	73,243,000
640	180	UVR	35,000,000	42.68%	Bogotá	139,088.08	380,590	1,512	82,000,000
641	180	UVR	24,000,000	37.09%	Bogotá	95,374.69	260,976	1,037	64,700,000
642	180	UVR	40,000,000	47.62%	Barranquilla	158,957.81	434,960	1,729	84,000,000
643	180	UVR	40,000,000	59.70%	Bogotá	158,957.81	434,960	1,729	67,000,000
644	180	UVR	39,000,000	54.89%	Bogotá	154,983.86	424,086	1,685	71,048,000
645	180	UVR	38,000,000	43.68%	Bogotá	151,009.92	413,212	1,642	87,000,000
646	180	UVR	36,368,490	55.95%	Pereira	144,526.39	395,471	1,572	65,000,000
647	180	UVR	24,000,000	43.03%	Calli	95,374.69	260,976	1,037	55,771,500
648	180	UVR	35,000,000	53.85%	Pereira	139,088.08	380,590	1,512	65,000,000
649	180	UVR	36,368,000	55.95%	Pereira	144,524.44	395,465	1,572	65,000,000
650	180	UVR	56,000,000	63.64%	Bogotá	222,540.93	608,943	2,420	88,000,000
651	180	UVR	55,000,000	68.75%	Bogotá	218,566.99	598,069	2,377	80,000,000
652	180	UVR	65,100,000	70.00%	Bogotá	258,703.83	707,897	2,813	93,000,000
653	180	UVR	50,045,660	69.51%	Calli	198,878.71	544,196	2,163	72,000,000
654	180	UVR	35,000,000	54.69%	Calli	139,088.08	380,590	1,512	64,000,000
655	180	UVR	24,344,661	47.14%	Bogotá	96,744.35	264,724	1,052	51,640,190
656	180	UVR	21,000,000	22.77%	Bogotá	83,452.85	228,354	907	92,214,600
657	180	UVR	54,000,000	57.14%	Bogotá	214,593.04	587,195	2,333	94,500,000
658	180	UVR	28,000,000	49.12%	Calli	111,270.47	304,472	1,210	57,000,000
659	180	UVR	24,900,000	37.16%	Bogotá	98,951.24	270,762	1,076	67,000,000
660	180	UVR	39,000,000	54.17%	Bogotá	154,983.86	424,086	1,685	72,000,000

Número	Plazo en meses	Amortización	Monto aprobado	LTV	CIUDAD	Valor Credito UVR	Proyección valor cuota pesos	Proyección valor cuota UVR*	Valor vivienda
661	180	UVR	28,866,660	49.65%	Barranquilla	114,714.53	313,896	1,247	58,145,000
662	180	UVR	68,600,000	70.00%	Bogotá	272,612.64	745,956	2,964	98,000,000
663	180	UVR	28,062,840	50.32%	Call	111,520.19	305,155	1,213	55,771,500
664	180	UVR	35,000,000	51.58%	Bogotá	139,088.08	380,590	1,512	67,860,000
665	180	UVR	59,754,600	60.00%	Barranquilla	237,461.51	649,771	2,582	99,591,000
666	180	UVR	32,000,000	58.45%	Barranquilla	127,166.25	347,968	1,383	54,749,000
667	180	UVR	42,690,000	58.91%	Bogotá	169,647.72	464,211	1,845	72,466,000
668	180	UVR	45,000,000	50.00%	Bogotá	178,827.54	489,330	1,945	90,000,000
669	180	UVR	35,000,000	47.30%	Bogotá	139,088.08	380,590	1,512	74,000,000
670	180	UVR	26,381,365	36.64%	Bogotá	104,838.10	286,871	1,140	72,000,000
671	180	UVR	40,000,000	61.54%	Call	158,957.81	434,960	1,729	65,000,000
672	180	UVR	37,000,000	51.82%	Bogotá	147,035.97	402,338	1,599	71,400,000
673	180	UVR	39,500,000	43.41%	Bogotá	156,970.84	429,523	1,707	91,000,000
674	180	UVR	32,000,000	46.24%	Bogotá	127,166.25	347,968	1,383	69,207,000
675	180	UVR	29,000,000	52.73%	Barranquilla	115,244.41	315,346	1,253	55,000,000
676	180	UVR	30,000,000	49.18%	Call	119,218.36	326,220	1,296	61,000,000
677	180	UVR	29,168,490	51.17%	Call	115,913.98	317,178	1,260	57,000,000
678	180	UVR	60,000,000	67.95%	Pereira	238,436.71	652,439	2,593	88,300,000
679	180	UVR	57,600,000	60.00%	Bogotá	228,899.24	626,342	2,489	96,000,000
680	180	UVR	50,000,000	55.56%	Bogotá	198,697.26	543,700	2,161	90,000,000
681	180	UVR	32,500,000	50.00%	Bogotá	129,153.22	353,405	1,404	65,000,000
682	180	UVR	40,000,000	53.33%	Bogotá	158,957.81	434,960	1,729	75,000,000
683	180	UVR	13,000,000	24.62%	Bogotá	51,661.29	141,362	562	52,800,000
684	180	UVR	60,000,000	66.67%	Bogotá	238,436.71	652,439	2,593	90,000,000
685	180	UVR	37,000,000	49.07%	Bogotá	147,035.97	402,338	1,599	75,409,000
686	180	UVR	29,168,490	51.17%	Call	115,913.98	317,178	1,260	57,000,000
687	180	UVR	31,827,442	45.47%	Call	126,480.51	346,091	1,375	70,000,000
688	180	UVR	28,062,840	50.32%	Call	111,520.19	305,155	1,213	55,771,500
689	180	UVR	50,000,000	61.73%	Call	198,697.26	543,700	2,161	81,000,000
690	180	UVR	50,033,621	66.71%	Call	198,830.87	544,065	2,162	75,000,000
691	180	UVR	36,687,940	63.10%	Barranquilla	145,795.86	398,944	1,585	58,145,000
692	180	UVR	30,000,000	50.85%	Bogotá	119,218.36	326,220	1,296	59,000,000
693	180	UVR	32,805,250	50.47%	Bogotá	130,366.27	356,724	1,418	65,000,000
694	180	UVR	26,000,000	40.00%	Bogotá	103,322.58	282,724	1,124	65,000,000
695	180	UVR	25,000,000	47.96%	Bogotá	99,348.63	271,850	1,080	52,131,510
696	180	UVR	33,500,000	51.54%	Call	133,127.17	364,279	1,448	65,000,000
697	180	UVR	32,000,000	44.44%	Bogotá	127,166.25	347,968	1,383	72,000,000
698	180	UVR	53,000,000	63.86%	Bogotá	210,619.10	576,322	2,290	83,000,000
699	180	UVR	33,000,000	47.68%	Call	131,140.19	358,842	1,426	69,235,000
700	180	UVR	33,866,000	42.33%	Bogotá	134,581.63	368,259	1,463	80,000,000
701	180	UVR	39,000,000	55.71%	Bogotá	154,983.86	424,086	1,685	70,000,000
702	180	UVR	28,000,000	50.00%	Call	111,270.47	304,472	1,210	56,000,000
703	180	UVR	40,000,000	41.67%	Bucaramanga	158,957.81	434,960	1,729	96,000,000
704	180	UVR	60,000,000	66.67%	Bogotá	238,436.71	652,439	2,593	90,000,000
705	180	UVR	29,000,000	48.10%	Bogotá	115,244.41	315,346	1,253	60,293,620
706	180	UVR	20,656,076	40.00%	Bogotá	82,086.11	224,614	893	51,640,190
707	180	UVR	38,000,000	41.30%	Bogotá	151,009.92	413,212	1,642	92,000,000
708	180	UVR	48,512,075	60.68%	Bogotá	192,784.33	527,520	2,096	79,950,000
709	180	UVR	40,000,000	47.06%	Bogotá	158,957.81	434,960	1,729	85,000,000
710	180	UVR	42,000,000	60.00%	Bogotá	166,905.70	456,708	1,815	70,000,000
711	180	UVR	24,344,831	47.14%	Barranquilla	96,745.02	264,725	1,052	51,640,190
712	180	UVR	30,000,000	48.87%	Barranquilla	119,218.36	326,220	1,296	61,390,000
713	180	UVR	25,000,000	46.70%	Medellin	99,348.63	271,850	1,080	53,531,510
714	180	UVR	52,000,000	62.50%	Bogotá	206,645.15	565,448	2,247	83,200,000
715	180	UVR	34,000,000	35.42%	Bogotá	135,114.14	369,716	1,469	96,000,000
716	180	UVR	50,000,000	65.19%	Bogotá	198,697.26	543,700	2,161	76,700,000
717	180	UVR	38,868,490	56.33%	Call	154,461.25	422,656	1,680	69,000,000
718	180	UVR	59,000,000	69.41%	Bogotá	234,462.77	641,565	2,550	85,000,000
719	180	UVR	29,716,350	53.06%	Bogotá	118,091.15	323,135	1,284	56,000,000
720	180	UVR	28,062,840	50.32%	Call	111,520.19	305,155	1,213	55,771,500
721	180	UVR	27,300,000	47.05%	Call	108,488.70	296,860	1,180	58,022,930
722	180	UVR	46,000,000	56.25%	Bogotá	182,801.48	500,204	1,988	81,785,000
723	180	UVR	37,628,490	56.67%	Barranquilla	149,533.56	409,172	1,626	66,400,000
724	180	UVR	35,548,490	49.30%	Bogotá	141,267.75	386,554	1,536	72,100,000
725	180	UVR	57,000,000	69.21%	Barranquilla	226,514.88	619,817	2,463	82,360,550
726	180	UVR	25,500,000	39.40%	Barranquilla	101,335.60	277,287	1,102	64,718,000
727	180	UVR	28,477,805	39.55%	Bogotá	113,169.24	309,667	1,231	72,000,000
728	180	UVR	44,200,000	67.44%	Bogotá	175,648.38	480,630	1,910	65,535,000
729	180	UVR	37,000,000	50.68%	Call	147,035.97	402,338	1,599	73,000,000
730	180	UVR	33,000,000	44.43%	Bogotá	131,140.19	358,842	1,426	74,280,000
731	180	UVR	20,656,076	40.00%	Bogotá	82,086.11	224,614	893	51,640,190
732	180	UVR	53,400,000	62.66%	Bogotá	212,208.68	580,671	2,308	85,216,638
733	180	UVR	27,868,490	49.77%	Bogotá	110,747.85	303,042	1,204	56,000,000
734	180	UVR	42,000,000	46.67%	Bogotá	166,905.70	456,708	1,815	90,000,000

Número	Plazo en meses	Amortización	Monto aprobado	LTV	CIUDAD	Valor Credito UVR	Proyección valor cuota pesos	Proyección valor cuota UVR*	Valor vivienda
735	180	UVR	53,288,900	70.00%	Bogotá	211,767.17	579,463	2,303	76,127,000
736	180	UVR	37,000,000	47.74%	Bogotá	147,035.97	402,338	1,599	77,500,000
737	180	UVR	40,000,000	40.82%	Barranquilla	158,957.81	434,960	1,729	98,000,000
738	180	UVR	30,000,000	54.55%	Barranquilla	119,218.36	326,220	1,296	55,000,000
739	180	UVR	10,000,000	18.52%	Bogotá	39,739.45	108,740	432	54,000,000
740	180	UVR	37,628,490	56.67%	Barranquilla	149,533.56	409,172	1,626	66,400,000
741	180	UVR	41,000,000	47.67%	Bucaramanga	162,931.75	445,834	1,772	86,013,030
742	180	UVR	40,000,000	53.05%	Bogotá	158,957.81	434,960	1,729	75,404,532
743	180	UVR	39,000,000	55.00%	Bogotá	154,983.86	424,086	1,685	70,908,000
744	180	UVR	38,725,350	58.67%	Bogotá	153,892.42	421,099	1,673	66,010,000
745	180	UVR	27,142,590	49.58%	Barranquilla	107,863.17	295,148	1,173	54,749,000
746	180	UVR	24,000,000	45.45%	Medellín	95,374.69	260,976	1,037	52,804,100
747	180	UVR	48,000,000	58.54%	Bogotá	190,749.37	521,952	2,074	82,000,000
748	180	UVR	60,000,000	68.18%	Bogotá	238,436.71	652,439	2,593	88,000,000
749	180	UVR	46,141,131	59.16%	Bogotá	183,362.33	501,738	1,994	77,999,000
750	180	UVR	48,000,000	57.83%	Bogotá	190,749.37	521,952	2,074	83,000,000
751	180	UVR	39,000,000	50.36%	Bogotá	154,983.86	424,086	1,685	77,449,510
752	180	UVR	46,000,000	60.72%	Bogotá	182,801.48	500,204	1,988	75,755,000
753	180	UVR	34,123,850	54.21%	Medellín	135,606.31	371,062	1,475	62,950,360
754	180	UVR	39,800,000	57.68%	Bogotá	158,163.02	432,785	1,720	69,000,000
755	180	UVR	37,700,000	52.36%	Bogotá	149,817.74	409,949	1,629	72,000,000
756	180	UVR	60,000,000	69.06%	Bogotá	238,436.71	652,439	2,593	86,886,000
757	180	UVR	40,000,000	50.96%	Bogotá	158,957.81	434,960	1,729	78,500,000
758	180	UVR	25,000,000	45.45%	Barranquilla	99,348.63	271,850	1,080	55,000,000
759	180	UVR	18,000,000	30.00%	Bogotá	71,531.01	195,732	778	60,000,000
760	180	UVR	36,368,490	55.95%	Cali	144,526.39	395,471	1,572	65,000,000
761	180	UVR	38,000,000	55.88%	Cali	151,009.92	413,212	1,642	68,000,000
762	180	UVR	40,000,000	47.06%	Bogotá	158,957.81	434,960	1,729	85,000,000
763	180	UVR	24,344,661	47.14%	Barranquilla	96,744.35	264,724	1,052	51,640,190
764	180	UVR	35,000,000	58.33%	Bogotá	139,088.08	380,590	1,512	60,000,000
765	180	UVR	54,000,000	54.99%	Bogotá	214,593.04	587,195	2,333	98,196,340
766	180	UVR	25,000,000	43.09%	Cali	99,348.63	271,850	1,080	58,022,930
767	180	UVR	30,000,000	50.00%	Barranquilla	119,218.36	326,220	1,296	60,000,000
768	180	UVR	28,000,000	51.14%	Barranquilla	111,270.47	304,472	1,210	54,749,000
769	180	UVR	25,000,000	43.08%	Barranquilla	99,348.63	271,850	1,080	58,033,000
770	180	UVR	32,000,000	45.07%	Bogotá	127,166.25	347,968	1,383	71,000,000
771	180	UVR	33,000,000	63.90%	Barranquilla	131,140.19	358,842	1,426	51,640,190
772	180	UVR	30,000,000	54.55%	Barranquilla	119,218.36	326,220	1,296	55,000,000
773	180	UVR	33,000,000	39.90%	Bucaramanga	131,140.19	358,842	1,426	82,707,521
774	180	UVR	36,586,300	52.27%	Bogotá	145,391.95	397,839	1,581	70,000,000
775	180	UVR	53,760,000	70.00%	Barranquilla	213,639.30	584,586	2,323	76,800,000
776	180	UVR	65,000,000	68.42%	Bogotá	258,306.44	706,809	2,809	95,000,000
777	180	UVR	40,400,000	55.00%	Bogotá	160,547.39	439,309	1,746	73,455,000
778	180	UVR	20,000,000	30.77%	Bogotá	79,478.90	217,480	864	65,005,000
779	180	UVR	24,000,000	40.00%	Pereira	95,374.69	260,976	1,037	60,000,000
780	180	UVR	43,205,000	46.12%	Bogotá	171,694.30	469,811	1,867	93,683,650
781	180	UVR	31,000,000	51.67%	Bogotá	123,192.30	337,094	1,340	60,000,000
782	180	UVR	60,000,000	66.67%	Bogotá	238,436.71	652,439	2,593	90,000,000
783	180	UVR	24,344,661	47.14%	Bogotá	96,744.35	264,724	1,052	51,640,190
784	180	UVR	53,760,000	70.00%	Barranquilla	213,639.30	584,586	2,323	76,800,000
785	180	UVR	38,000,000	51.99%	Bogotá	151,009.92	413,212	1,642	73,097,000
786	180	UVR	45,368,490	60.49%	Cali	180,291.89	493,337	1,960	75,000,000
787	180	UVR	27,000,000	49.09%	Barranquilla	107,296.52	293,598	1,167	55,000,000
788	180	UVR	33,000,000	34.38%	Bogotá	131,140.19	358,842	1,426	96,000,000
789	180	UVR	58,000,000	64.44%	Bogotá	230,488.82	630,691	2,506	90,000,000
790	180	UVR	45,000,000	60.06%	Bogotá	178,827.54	489,330	1,945	74,923,000
791	180	UVR	19,557,326	43.36%	Cali	77,719.74	212,666	845	45,104,500
792	180	UVR	64,750,000	70.00%	Bogotá	257,312.95	704,091	2,798	92,500,000
793	180	UVR	27,700,000	42.62%	Bogotá	110,078.28	301,210	1,197	65,000,000
794	180	UVR	37,000,000	55.72%	Bogotá	147,035.97	402,338	1,599	66,400,000
795	180	UVR	52,000,000	53.22%	Bucaramanga	206,645.15	565,448	2,247	97,703,650
796	180	UVR	45,000,000	57.87%	Bogotá	178,827.54	489,330	1,945	77,760,000
797	180	UVR	49,000,000	68.06%	Bogotá	194,723.32	532,826	2,117	72,000,000
798	180	UVR	38,000,000	49.48%	Barranquilla	151,009.92	413,212	1,642	76,800,000
799	180	UVR	19,300,000	42.79%	Pereira	76,697.14	209,868	834	45,104,500
800	180	UVR	23,000,000	28.75%	Medellín	91,400.74	250,102	994	80,000,000
801	180	UVR	14,000,000	31.04%	Bogotá	55,635.23	152,236	605	45,104,500
802	180	UVR	17,000,000	36.96%	Bogotá	67,557.07	184,858	735	46,000,000
803	180	UVR	15,000,000	32.61%	Bogotá	59,609.18	163,110	648	46,000,000
804	180	UVR	40,000,000	53.33%	Bogotá	158,957.81	434,960	1,729	75,000,000
805	180	UVR	34,000,000	56.67%	Bogotá	135,114.14	369,716	1,469	60,000,000
806	180	UVR	21,263,550	47.14%	Cali	84,500.18	231,220	919	45,104,500
807	180	UVR	22,970,000	48.87%	Bogotá	91,281.52	249,776	993	47,000,000
808	180	UVR	12,670,650	27.01%	Bogotá	50,352.47	137,781	548	46,908,850

Número	Plazo en meses	Amortización	Monto aprobado	LTV	CIUDAD	Valor Credito UVR	Proyección valor cuota pesos	Proyección valor cuota UVR*	Valor vivienda
809	180	UVR	12,670,650	27.01%	Bogotá	50,352.47	137,781	548	46,908,850
810	180	UVR	15,140,000	32.22%	Bogotá	60,165.53	164,632	654	46,990,000
811	180	UVR	25,000,000	45.45%	Barranquilla	99,348.63	271,850	1,080	55,000,000
812	180	UVR	28,000,000	50.91%	Bogotá	111,270.47	304,472	1,210	55,000,000
813	180	UVR	60,000,000	61.22%	Bogotá	238,436.71	652,439	2,593	98,000,000
814	180	UVR	35,000,000	58.53%	Bogotá	139,088.08	380,590	1,512	59,800,000
815	180	UVR	54,600,000	60.00%	Bogotá	216,977.41	593,720	2,359	91,000,000
816	180	UVR	24,000,000	32.52%	Bogotá	95,374.89	260,976	1,037	73,800,000
817	180	UVR	12,000,000	26.67%	Bogotá	47,687.34	130,488	519	45,000,000
818	180	UVR	35,000,000	38.63%	Bogotá	139,088.08	380,590	1,512	90,600,000
819	180	UVR	26,000,000	50.00%	Medellin	103,322.58	282,724	1,124	52,000,000
820	180	UVR	26,640,000	59.20%	Bogotá	105,865.90	289,683	1,151	45,000,000
821	180	UVR	20,000,000	44.34%	Bucaramanga	79,478.90	217,480	864	45,104,410
822	180	UVR	25,500,000	54.14%	Barranquilla	101,335.60	277,287	1,102	47,100,000
823	180	UVR	30,000,000	57.69%	Bucaramanga	119,218.36	326,220	1,296	52,000,000
824	180	UVR	10,000,000	22.22%	Bogotá	39,739.45	108,740	432	45,000,000
825	180	UVR	50,000,000	52.64%	Bogotá	198,697.26	543,700	2,161	94,990,000
826	180	UVR	26,000,000	47.27%	Bogotá	103,322.58	282,724	1,124	55,000,000
827	180	UVR	40,000,000	56.18%	Bogotá	158,957.81	434,960	1,729	71,200,000
828	180	UVR	49,000,000	65.12%	Cali	194,723.32	532,826	2,117	75,240,000
829	180	UVR	12,700,000	27.02%	Bogotá	50,469.10	138,100	549	47,000,000
830	180	UVR	22,000,000	46.81%	Barranquilla	87,426.79	239,228	951	47,000,000
831	180	UVR	57,000,000	61.65%	Bogotá	226,514.88	619,817	2,463	92,464,000
832	180	UVR	25,000,000	50.00%	Bogotá	99,348.63	271,850	1,080	50,000,000
833	180	UVR	49,000,000	50.52%	Bogotá	194,723.32	532,826	2,117	97,000,000
834	180	UVR	28,446,475	60.52%	Bogotá	113,044.73	309,327	1,229	47,000,000
835	180	UVR	27,500,000	48.25%	Bogotá	109,283.49	299,035	1,188	57,000,000
836	180	UVR	29,580,475	61.29%	Bogotá	117,551.19	321,658	1,278	48,260,000
837	180	UVR	23,000,000	47.92%	Bogotá	91,400.74	250,102	994	48,000,000
838	180	UVR	28,466,717	59.18%	Bogotá	113,125.17	309,547	1,230	48,100,000
839	180	UVR	27,000,000	55.94%	Bogotá	107,296.52	293,598	1,167	48,261,780
840	180	UVR	20,000,000	41.44%	Bogotá	79,478.90	217,480	864	48,261,850
841	180	UVR	18,000,000	36.73%	Barranquilla	71,531.01	195,732	778	49,000,000
842	180	UVR	23,000,000	47.66%	Bogotá	91,400.74	250,102	994	48,261,780
843	180	UVR	20,000,000	41.44%	Bogotá	79,478.90	217,480	864	48,261,859
844	180	UVR	26,414,000	54.73%	Bogotá	104,967.79	287,226	1,141	48,261,850
845	180	UVR	25,000,000	50.00%	Bogotá	99,348.63	271,850	1,080	50,000,045
846	180	UVR	21,000,000	43.51%	Bogotá	83,452.85	228,354	907	48,261,850
847	180	UVR	43,000,000	62.68%	Pereira	170,879.64	467,582	1,858	68,600,000
848	180	UVR	25,000,000	53.30%	Bucaramanga	99,348.63	271,850	1,080	46,908,675
849	180	UVR	26,000,000	53.87%	Bogotá	103,322.58	282,724	1,124	48,261,850
850	180	UVR	42,000,000	52.50%	Bogotá	166,905.70	456,708	1,815	80,000,000
851	180	UVR	19,000,000	39.58%	Bogotá	75,504.96	206,606	821	48,000,000
852	180	UVR	29,000,000	58.00%	Barranquilla	115,244.41	315,346	1,253	50,000,000
853	180	UVR	30,000,000	60.00%	Barranquilla	119,218.36	326,220	1,296	50,000,000
854	180	UVR	40,000,000	43.01%	Bucaramanga	158,957.81	434,960	1,729	93,000,000
855	180	UVR	28,000,000	40.58%	Bogotá	111,270.47	304,472	1,210	69,000,000
856	180	UVR	18,000,000	36.00%	Bogotá	71,531.01	195,732	778	50,000,000
857	180	UVR	23,000,000	46.00%	Barranquilla	91,400.74	250,102	994	50,000,000
858	180	UVR	28,692,368	59.45%	Bogotá	114,021.90	312,001	1,240	48,261,000
859	180	UVR	27,000,000	55.94%	Bogotá	107,296.52	293,598	1,167	48,261,780
860	180	UVR	49,000,000	58.06%	Bogotá	194,723.32	532,826	2,117	84,390,000
861	180	UVR	54,000,000	62.79%	Bogotá	214,593.04	587,195	2,333	86,000,000
862	180	UVR	30,000,000	57.69%	Pereira	119,218.36	326,220	1,296	52,000,000
863	180	UVR	28,152,520	55.20%	Bogotá	111,876.57	306,130	1,217	51,000,000
864	180	UVR	35,500,000	53.65%	Cali	141,075.06	386,027	1,534	66,170,000
865	180	UVR	24,000,000	46.15%	Bogotá	95,374.89	260,976	1,037	52,000,000
866	180	UVR	25,000,000	46.30%	Bogotá	99,348.63	271,850	1,080	54,000,000
867	180	UVR	20,000,000	38.76%	Bogotá	79,478.90	217,480	864	51,597,000
868	180	UVR	30,000,000	44.88%	Cali	119,218.36	326,220	1,296	66,840,000
869	180	UVR	26,200,000	50.38%	Bogotá	104,117.36	284,899	1,132	52,000,000
870	180	UVR	38,300,000	57.39%	Cali	152,202.10	416,474	1,655	66,740,000
871	180	UVR	23,000,000	36.60%	Cali	91,400.74	250,102	994	62,840,000
872	180	UVR	29,563,000	56.85%	Bogotá	117,481.74	321,468	1,277	52,000,000
873	180	UVR	40,000,000	40.82%	Cali	158,957.81	434,960	1,729	98,000,000
874	180	UVR	23,000,000	44.23%	Bogotá	91,400.74	250,102	994	52,000,000
875	180	UVR	26,800,000	51.54%	Bogotá	106,501.73	291,423	1,158	52,000,000
876	180	UVR	29,000,000	47.08%	Medellin	115,244.41	315,346	1,253	61,600,000
877	180	UVR	50,000,000	54.64%	Medellin	198,697.26	543,700	2,161	91,500,000
878	180	UVR	20,609,950	39.93%	Bogotá	81,902.81	224,112	891	51,617,000
879	180	UVR	29,000,000	55.77%	Bogotá	115,244.41	315,346	1,253	52,000,000
880	180	UVR	31,000,000	51.89%	Cali	123,192.30	337,094	1,340	59,740,000
881	180	UVR	20,609,950	39.93%	Bogotá	81,902.81	224,112	891	51,617,000
882	180	UVR	29,000,000	55.76%	Barranquilla	115,244.41	315,346	1,253	52,009,100

Número	Plazo en meses	Amortización	Monto aprobado	LTV	CIUDAD	Valor Credito UVR	Proyección valor cuota pesos	Proyección valor cuota UVR*	Valor vivienda
883	180	UVR	30,000,000	57.03%	Bogotá	119,218.36	326,220	1,296	52,600,000
884	180	UVR	26,116,350	50.22%	Bogotá	103,784.94	283,989	1,129	52,000,000
885	180	UVR	32,000,000	50.02%	Call	127,166.25	347,968	1,383	63,980,000
886	180	UVR	25,771,650	49.93%	Bogotá	102,415.13	280,241	1,114	51,617,000
887	180	UVR	29,563,625	57.25%	Bogotá	117,484.23	321,475	1,278	51,640,190
888	180	UVR	60,000,000	62.45%	Medellín	238,436.71	652,439	2,593	96,076,290
889	180	UVR	31,000,000	52.54%	Bogotá	123,192.30	337,094	1,340	58,999,999
890	180	UVR	26,200,000	50.38%	Bogotá	104,117.36	284,899	1,132	52,000,000
891	180	UVR	30,000,000	60.00%	Barranquilla	119,218.36	326,220	1,296	50,000,000
892	180	UVR	36,214,350	57.24%	Call	143,913.84	393,795	1,565	63,270,000
893	180	UVR	24,000,000	46.15%	Bogotá	95,374.69	260,976	1,037	52,000,000
894	180	UVR	21,000,000	39.92%	Bogotá	83,452.85	228,354	907	52,600,000
895	180	UVR	35,000,000	42.02%	Barranquilla	139,088.08	380,590	1,512	83,309,000
896	180	UVR	34,000,000	52.24%	Bogotá	135,114.14	369,716	1,469	65,083,650
897	180	UVR	44,224,900	68.61%	Call	175,747.33	480,901	1,911	64,460,000
898	180	UVR	27,000,000	51.33%	Bogotá	107,296.52	293,598	1,167	52,600,000
899	180	UVR	28,266,995	53.74%	Bogotá	112,331.49	307,375	1,221	52,600,000
900	180	UVR	50,000,000	59.52%	Call	198,697.26	543,700	2,161	84,000,000
901	180	UVR	25,000,000	39.23%	Call	99,348.63	271,850	1,080	63,720,060
902	180	UVR	22,655,576	46.94%	Call	90,032.02	246,357	979	48,261,850
903	180	UVR	28,000,000	42.42%	Call	111,270.47	304,472	1,210	66,000,000
904	180	UVR	26,200,000	50.38%	Bogotá	104,117.36	284,899	1,132	52,000,000
905	180	UVR	28,805,430	56.31%	Call	114,471.20	313,230	1,245	51,157,561
906	180	UVR	24,000,000	46.91%	Call	95,374.69	260,976	1,037	51,157,561
907	180	UVR	20,000,000	38.75%	Bogotá	79,478.90	217,480	864	51,617,000
908	180	UVR	23,973,911	46.86%	Call	95,271.01	260,692	1,036	51,157,561
909	180	UVR	28,721,186	56.14%	Call	114,136.42	312,314	1,241	51,157,561
910	180	UVR	25,000,000	48.87%	Call	99,348.63	271,850	1,080	51,160,000
911	180	UVR	27,800,000	42.77%	Call	110,475.68	302,297	1,201	65,000,000
912	180	UVR	26,100,000	38.82%	Call	103,719.97	283,811	1,128	67,235,000
913	180	UVR	33,000,000	58.10%	Bogotá	131,140.19	358,842	1,426	56,800,000
914	180	UVR	22,752,015	47.14%	Medellín	90,415.26	247,405	983	48,261,850
915	180	UVR	24,057,785	46.61%	Bogotá	95,604.32	261,604	1,040	51,617,700
916	180	UVR	36,014,350	57.17%	Call	143,119.05	391,620	1,556	63,000,000
917	180	UVR	30,436,350	53.59%	Bogotá	120,952.39	330,965	1,315	56,800,000
918	180	UVR	33,883,625	59.65%	Bogotá	134,651.67	368,450	1,464	56,800,000
919	180	UVR	57,000,000	60.00%	Bogotá	226,514.88	619,817	2,463	95,000,000
920	180	UVR	25,000,000	48.79%	Call	99,348.63	271,850	1,080	51,235,000
921	180	UVR	21,000,000	36.97%	Bogotá	83,452.85	228,354	907	56,800,000
922	180	UVR	26,116,350	50.22%	Bogotá	103,784.94	283,989	1,129	52,000,000
923	180	UVR	20,000,000	39.04%	Call	79,478.90	217,480	864	51,235,000
924	180	UVR	28,000,000	49.30%	Bogotá	111,270.47	304,472	1,210	56,800,000
925	180	UVR	35,000,000	53.03%	Call	139,088.08	380,590	1,512	66,000,000
926	180	UVR	30,400,000	53.52%	Bogotá	120,807.93	330,569	1,314	56,800,000
927	180	UVR	30,000,000	52.82%	Bogotá	119,218.36	326,220	1,296	56,800,000
928	180	UVR	27,000,000	50.94%	Call	107,296.52	293,598	1,167	53,000,000
929	180	UVR	30,000,000	47.62%	Call	119,218.36	326,220	1,296	63,000,000
930	180	UVR	29,968,350	53.25%	Bogotá	119,092.58	325,876	1,295	56,280,000
931	180	UVR	35,000,000	51.17%	Bogotá	139,088.08	380,590	1,512	68,400,000
932	180	UVR	35,000,000	61.62%	Bogotá	139,088.08	380,590	1,512	56,800,000
933	180	UVR	28,000,000	54.24%	Bogotá	111,270.47	304,472	1,210	51,617,700
934	180	UVR	29,000,000	51.06%	Bogotá	115,244.41	315,346	1,253	56,800,000
935	180	UVR	30,000,000	52.82%	Bogotá	119,218.36	326,220	1,296	56,800,000
936	180	UVR	21,000,000	43.75%	Medellín	83,452.85	228,354	907	48,000,000
937	180	UVR	24,200,000	38.41%	Call	96,169.47	263,151	1,046	63,000,000
938	180	UVR	30,000,000	58.55%	Call	119,218.36	326,220	1,296	51,235,500
939	180	UVR	27,227,850	51.15%	Call	108,201.98	296,075	1,177	53,235,000
940	180	UVR	21,000,000	46.56%	Barranquilla	83,452.85	228,354	907	45,104,500
941	180	UVR	27,228,210	51.15%	Call	108,203.42	296,079	1,177	53,235,400
942	180	UVR	26,000,000	48.84%	Call	103,322.58	282,724	1,124	53,235,400
943	180	UVR	30,000,000	50.00%	Call	119,218.36	326,220	1,296	60,000,000
944	180	UVR	25,000,000	42.37%	Call	99,348.63	271,850	1,080	59,000,000
945	180	UVR	33,000,000	46.74%	Call	131,140.19	358,842	1,426	70,600,000
946	180	UVR	12,000,000	24.00%	Bogotá	47,687.34	130,488	519	50,000,000
947	180	UVR	34,400,000	54.60%	Call	136,703.72	374,065	1,487	63,000,000
948	180	UVR	26,228,300	49.27%	Call	104,229.83	285,206	1,133	53,235,500
949	180	UVR	23,979,990	46.80%	Call	95,295.17	260,758	1,036	51,235,000
950	180	UVR	40,000,000	45.98%	Call	158,957.81	434,960	1,729	87,000,000
951	180	UVR	20,000,000	37.19%	Call	79,478.90	217,480	864	53,780,000
952	180	UVR	25,000,000	48.41%	Bogotá	99,348.63	271,850	1,080	51,640,000
953	180	UVR	47,000,000	62.67%	Call	186,775.43	511,078	2,031	75,000,000
954	180	UVR	23,000,000	42.59%	Call	91,400.74	250,102	994	54,000,000
955	180	UVR	39,200,000	70.00%	Bogotá	155,778.65	426,260	1,694	56,000,000
956	180	UVR	31,800,000	55.79%	Bogotá	126,371.46	345,793	1,374	57,000,000

Número	Plazo en meses	Amortización	Monto aprobado	LTV	CIUDAD	Valor Credito UVR	Proyección valor cuota pesos	Proyección valor cuota UVR*	Valor vivienda
957	180	UVR	30,000,000	58.09%	Barranquilla	119,218.36	326,220	1,296	51,640,190
958	180	UVR	26,000,000	50.00%	Barranquilla	103,322.58	282,724	1,124	52,000,000
959	180	UVR	30,157,075	55.85%	Call	119,842.56	327,928	1,303	54,000,000
960	180	UVR	26,070,450	48.66%	Call	103,602.54	283,490	1,127	53,579,960
961	180	UVR	28,000,000	51.14%	Barranquilla	111,270.47	304,472	1,210	54,749,000
962	180	UVR	26,270,490	48.85%	Call	104,397.49	285,665	1,135	53,780,000
963	180	UVR	24,500,000	45.73%	Call	97,361.66	266,413	1,059	53,579,960
964	180	UVR	22,000,000	33.85%	Bogotá	87,426.79	239,228	951	65,000,000
965	180	UVR	22,000,000	40.18%	Barranquilla	87,426.79	239,228	951	54,749,000
966	180	UVR	25,000,000	45.66%	Barranquilla	99,348.63	271,850	1,080	54,749,000
967	180	UVR	25,000,000	45.66%	Barranquilla	99,348.63	271,850	1,080	54,749,000
968	180	UVR	32,000,000	49.61%	Call	127,166.25	347,968	1,383	64,500,000
969	180	UVR	26,000,000	47.49%	Barranquilla	103,322.58	282,724	1,124	54,749,000
970	180	UVR	42,068,575	62.57%	Call	167,178.21	457,453	1,818	67,235,000
971	180	UVR	27,000,000	52.28%	Barranquilla	107,296.52	293,598	1,167	51,640,190
972	180	UVR	32,000,000	61.97%	Barranquilla	127,166.25	347,968	1,383	51,640,190
973	180	UVR	30,000,000	54.29%	Call	119,218.36	326,220	1,296	55,255,000
974	180	UVR	29,000,000	52.97%	Barranquilla	115,244.41	315,346	1,253	54,749,000
975	180	UVR	23,909,790	46.74%	Call	95,016.20	259,995	1,033	51,157,000
976	180	UVR	27,000,000	41.54%	Bogotá	107,296.52	293,598	1,167	65,000,000
977	180	UVR	24,468,490	45.31%	Call	97,236.44	266,070	1,057	54,000,000
978	180	UVR	24,460,438	44.47%	Barranquilla	97,204.44	265,983	1,057	55,000,000
979	180	UVR	26,000,000	50.35%	Barranquilla	103,322.58	282,724	1,124	51,640,190
980	180	UVR	26,100,000	47.67%	Barranquilla	103,719.97	283,811	1,128	54,749,000
981	180	UVR	28,000,000	46.67%	Medellin	111,270.47	304,472	1,210	60,000,000
982	180	UVR	30,000,000	54.80%	Barranquilla	119,218.36	326,220	1,296	54,749,000
983	180	UVR	24,500,000	47.44%	Barranquilla	97,361.66	266,413	1,059	51,640,190
984	180	UVR	22,590,450	41.26%	Barranquilla	89,773.21	245,648	976	54,749,000
985	180	UVR	27,000,000	49.32%	Barranquilla	107,296.52	293,598	1,167	54,749,000
986	180	UVR	29,500,000	45.38%	Bogotá	117,231.38	320,783	1,275	65,000,000
987	180	UVR	29,000,000	56.16%	Barranquilla	115,244.41	315,346	1,253	51,640,190
988	180	UVR	25,774,350	49.93%	Call	102,425.86	280,270	1,114	51,620,000
989	180	UVR	25,000,000	46.30%	Barranquilla	99,348.63	271,850	1,080	54,000,000
990	180	UVR	30,000,000	48.39%	Call	119,218.36	326,220	1,296	62,000,000
991	180	UVR	30,000,000	51.85%	Barranquilla	119,218.36	326,220	1,296	57,857,810
992	180	UVR	22,000,000	40.18%	Barranquilla	87,426.79	239,228	951	54,749,000
993	180	UVR	27,000,000	52.28%	Barranquilla	107,296.52	293,598	1,167	51,640,190
994	180	UVR	32,000,000	58.45%	Barranquilla	127,166.25	347,968	1,383	54,749,000
995	180	UVR	33,000,000	60.00%	Barranquilla	131,140.19	358,842	1,426	55,000,000
996	180	UVR	40,000,000	42.11%	Bogotá	158,957.81	434,960	1,729	95,000,000
997	180	UVR	27,000,000	50.00%	Barranquilla	107,296.52	293,598	1,167	54,000,000
998	180	UVR	25,000,000	46.88%	Medellin	99,348.63	271,850	1,080	53,331,510
999	180	UVR	30,089,127	51.86%	Call	119,572.54	327,189	1,300	58,022,930
1000	180	UVR	35,000,000	67.78%	Barranquilla	139,088.08	380,590	1,512	51,640,190
1001	180	UVR	35,936,490	55.70%	Call	142,809.64	390,773	1,553	64,520,000
1002	180	UVR	16,448,994	31.85%	Bogotá	65,367.40	178,866	711	51,640,190
1003	180	UVR	54,000,000	60.00%	Call	214,593.04	587,195	2,333	90,000,000
1004	180	UVR	21,000,000	39.92%	Bogotá	83,452.85	228,354	907	52,600,000
1005	180	UVR	30,089,127	51.86%	Call	119,572.54	327,189	1,300	58,022,930
1006	180	UVR	27,000,000	48.97%	Call	107,296.52	293,598	1,167	55,131,510
1007	180	UVR	26,468,490	49.02%	Call	105,184.33	287,818	1,144	54,000,000
1008	180	UVR	26,000,000	47.49%	Barranquilla	103,322.58	282,724	1,124	54,749,000
1009	180	UVR	21,304,155	44.14%	Call	84,661.55	231,661	921	48,261,850
1010	180	UVR	25,000,000	45.45%	Barranquilla	99,348.63	271,850	1,080	55,000,000
1011	180	UVR	28,000,000	43.40%	Call	111,270.47	304,472	1,210	64,520,000
1012	180	UVR	30,068,850	51.84%	Call	119,491.96	326,968	1,299	58,000,000
1013	180	UVR	23,000,000	41.82%	Barranquilla	91,400.74	250,102	994	55,000,000
1014	180	UVR	25,792,350	49.95%	Barranquilla	102,497.39	280,466	1,115	51,640,190
1015	180	UVR	38,509,437	44.97%	Call	153,034.39	418,751	1,664	85,640,947
1016	180	UVR	22,000,000	42.31%	Call	87,426.79	239,228	951	52,000,000
1017	180	UVR	28,000,000	48.26%	Call	111,270.47	304,472	1,210	58,022,930
1018	180	UVR	28,749,000	52.51%	Barranquilla	114,246.95	312,616	1,242	54,749,000
1019	180	UVR	48,000,000	60.00%	Call	190,749.37	521,952	2,074	80,000,000
1020	180	UVR	30,000,000	46.15%	Call	119,218.36	326,220	1,296	65,000,000
1021	180	UVR	49,000,000	59.04%	Bogotá	194,723.32	532,826	2,117	83,000,000
1022	180	UVR	40,000,000	41.88%	Bogotá	158,957.81	434,960	1,729	95,000,000
1023	180	UVR	35,000,000	50.16%	Call	139,088.08	380,590	1,512	69,780,000
1024	180	UVR	52,000,000	54.17%	Bogotá	206,645.15	565,448	2,247	96,000,000
1025	180	UVR	24,460,000	44.68%	Barranquilla	97,202.70	265,978	1,057	54,749,000
1026	180	UVR	25,000,000	45.76%	Barranquilla	99,348.63	271,850	1,080	54,631,510
1027	180	UVR	30,000,000	46.88%	Barranquilla	119,218.36	326,220	1,296	64,000,000
1028	180	UVR	32,000,000	38.10%	Bogotá	127,166.25	347,968	1,383	84,000,000
1029	180	UVR	24,000,000	43.84%	Barranquilla	95,374.69	260,976	1,037	54,749,000
1030	180	UVR	28,749,000	52.51%	Barranquilla	114,246.95	312,616	1,242	54,749,000

Número	Plazo en meses	Amortización	Monto aprobado	LTV	CIUDAD	Valor Credito UVR	Proyección valor cuota pesos	Proyección valor cuota UVR*	Valor vivienda
1031	180	UVR	26,000,000	47.49%	Barranquilla	103,322.58	282,724	1,124	54,749,000
1032	180	UVR	24,000,000	43.64%	Barranquilla	95,374.69	260,976	1,037	55,000,000
1033	180	UVR	43,000,000	56.95%	Call	170,879.64	467,582	1,858	75,500,000
1034	180	UVR	19,508,680	37.78%	Barranquilla	77,526.43	212,137	843	51,640,190
1035	180	UVR	52,000,000	69.33%	Bogotá	206,645.15	565,448	2,247	75,000,000
1036	180	UVR	27,000,000	41.22%	Bogotá	107,296.52	293,598	1,167	65,500,000
1037	180	UVR	28,749,000	52.51%	Barranquilla	114,246.95	312,616	1,242	54,749,000
1038	180	UVR	32,858,000	52.16%	Bogotá	130,575.89	357,298	1,420	63,000,000
1039	180	UVR	63,000,000	70.00%	Bogotá	250,358.55	685,061	2,722	90,000,000
1040	180	UVR	30,000,000	54.80%	Barranquilla	119,218.36	326,220	1,296	54,749,000
1041	180	UVR	40,687,075	61.93%	Call	161,688.21	442,431	1,758	65,700,000
1042	180	UVR	26,000,000	47.49%	Barranquilla	103,322.58	282,724	1,124	54,749,000
1043	180	UVR	28,749,000	52.51%	Barranquilla	114,246.95	312,616	1,242	54,749,000
1044	180	UVR	32,000,000	49.23%	Bogotá	127,166.25	347,968	1,383	65,000,000
1045	180	UVR	28,749,000	52.51%	Barranquilla	114,246.95	312,616	1,242	54,749,000
1046	180	UVR	26,000,000	47.27%	Barranquilla	103,322.58	282,724	1,124	55,000,000
1047	180	UVR	20,000,000	36.53%	Barranquilla	79,478.90	217,480	864	54,749,000
1048	180	UVR	25,900,000	47.31%	Barranquilla	102,925.18	281,636	1,119	54,749,000
1049	180	UVR	27,000,000	49.32%	Barranquilla	107,296.52	293,598	1,167	54,749,000
1050	180	UVR	25,500,000	44.89%	Bogotá	101,335.60	277,287	1,102	56,800,000
1051	180	UVR	27,000,000	49.32%	Barranquilla	107,296.52	293,598	1,167	54,749,000
1052	180	UVR	27,142,590	49.58%	Barranquilla	107,863.17	295,148	1,173	54,749,000
1053	180	UVR	28,749,000	52.51%	Barranquilla	114,246.95	312,616	1,242	54,749,000
1054	180	UVR	22,200,000	40.51%	Bogotá	88,221.58	241,403	959	54,800,000
1055	180	UVR	46,000,000	60.44%	Bucaramanga	182,801.48	500,204	1,988	76,110,000
1056	180	UVR	26,000,000	47.49%	Barranquilla	103,322.58	282,724	1,124	54,749,000
1057	180	UVR	25,000,000	45.66%	Barranquilla	99,348.63	271,850	1,080	54,749,000
1058	180	UVR	20,000,000	37.36%	Medellín	79,478.90	217,480	864	53,531,510
1059	180	UVR	26,000,000	47.49%	Barranquilla	103,322.58	282,724	1,124	54,749,000
1060	180	UVR	30,000,000	48.39%	Bogotá	119,218.36	326,220	1,296	62,000,000
1061	180	UVR	39,960,000	43.43%	Bogotá	158,798.85	434,525	1,727	92,000,000
1062	180	UVR	50,000,000	55.56%	Barranquilla	198,697.26	543,700	2,161	90,000,000
1063	180	UVR	39,000,000	54.17%	Bogotá	154,983.86	424,086	1,685	72,000,000
1064	180	UVR	26,000,000	47.49%	Barranquilla	103,322.58	282,724	1,124	54,749,000
1065	180	UVR	28,000,000	48.16%	Barranquilla	111,270.47	304,472	1,210	58,145,000
1066	180	UVR	30,000,000	58.09%	Barranquilla	119,218.36	326,220	1,296	51,640,160
1067	180	UVR	36,687,940	63.10%	Barranquilla	145,795.86	398,944	1,585	58,145,000
1068	180	UVR	25,000,000	45.66%	Barranquilla	99,348.63	271,850	1,080	54,749,000
1069	180	UVR	26,000,000	47.49%	Barranquilla	103,322.58	282,724	1,124	54,749,000
1070	180	UVR	26,000,000	47.49%	Barranquilla	103,322.58	282,724	1,124	54,749,000
1071	180	UVR	28,749,000	49.54%	Barranquilla	114,246.95	312,616	1,242	58,033,000
1072	180	UVR	36,000,000	48.00%	Call	143,062.03	391,464	1,556	75,000,000
1073	180	UVR	36,000,000	37.50%	Bogotá	143,062.03	391,464	1,556	96,000,000
1074	180	UVR	30,000,000	54.55%	Barranquilla	119,218.36	326,220	1,296	55,000,000
1075	180	UVR	27,000,000	52.28%	Barranquilla	107,296.52	293,598	1,167	51,640,190
1076	180	UVR	28,500,000	54.81%	Bogotá	113,257.44	309,909	1,232	52,000,000
1077	180	UVR	50,000,000	60.20%	Bogotá	198,697.26	543,700	2,161	83,057,340
1078	180	UVR	28,000,000	50.91%	Barranquilla	111,270.47	304,472	1,210	55,000,000
1079	180	UVR	26,000,000	47.49%	Barranquilla	103,322.58	282,724	1,124	54,749,000
1080	180	UVR	23,000,000	42.49%	Bogotá	91,400.74	250,102	994	54,131,510
1081	180	UVR	28,866,660	49.65%	Barranquilla	114,714.53	313,896	1,247	58,145,000
1082	180	UVR	26,500,000	47.32%	Call	105,309.55	288,161	1,145	56,000,000
1083	180	UVR	42,000,000	48.28%	Bogotá	166,905.70	456,708	1,815	87,000,000
1084	180	UVR	24,000,000	42.86%	Bogotá	95,374.69	260,976	1,037	56,000,000
1085	180	UVR	37,000,000	55.95%	Bogotá	147,035.97	402,338	1,599	66,131,510
1086	180	UVR	28,866,660	49.65%	Barranquilla	114,714.53	313,896	1,247	58,145,000
1087	180	UVR	40,000,000	61.54%	Bogotá	158,957.81	434,960	1,729	65,000,000
1088	180	UVR	27,000,000	49.09%	Barranquilla	107,296.52	293,598	1,167	55,000,000
1089	180	UVR	30,624,155	46.12%	Barranquilla	121,698.71	333,007	1,323	66,400,000
1090	180	UVR	34,745,660	63.17%	Barranquilla	138,077.35	377,824	1,501	55,000,000
1091	180	UVR	24,000,000	45.51%	Medellín	95,374.69	260,976	1,037	52,731,510
1092	180	UVR	34,630,895	54.97%	Medellín	137,621.28	376,576	1,496	63,000,000
1093	180	UVR	23,000,000	44.84%	Barranquilla	91,400.74	250,102	994	51,295,529
1094	180	UVR	24,133,590	44.09%	Barranquilla	95,905.56	262,428	1,043	54,739,000
1095	180	UVR	51,780,511	64.73%	Bogotá	205,772.91	563,061	2,238	80,000,000
1096	180	UVR	28,000,000	51.15%	Barranquilla	111,270.47	304,472	1,210	54,739,000
1097	180	UVR	25,000,000	45.45%	Barranquilla	99,348.63	271,850	1,080	55,000,000
1098	180	UVR	26,000,000	47.27%	Barranquilla	103,322.58	282,724	1,124	55,000,000
1099	180	UVR	30,000,000	54.55%	Barranquilla	119,218.36	326,220	1,296	55,000,000
1100	180	UVR	34,500,000	51.49%	Bogotá	137,101.11	375,153	1,491	67,001,340
1101	180	UVR	25,000,000	45.67%	Barranquilla	99,348.63	271,850	1,080	54,739,000
1102	180	UVR	24,000,000	44.83%	Medellín	95,374.69	260,976	1,037	53,531,510
1103	180	UVR	19,909,751	38.57%	Bogotá	79,120.26	216,498	860	51,617,000
1104	180	UVR	27,800,000	57.60%	Barranquilla	110,475.68	302,297	1,201	48,261,850

Número	Plazo en meses	Amortización	Monto aprobado	LTV	CIUDAD	Valor Credito UVR	Proyección valor cuota pasos	Proyección valor cuota UVR*	Valor vivienda
1105	180	UVR	50,000,000	61.73%	Barranquilla	198,697.26	543,700	2,161	81,000,000
1106	180	UVR	50,000,000	61.73%	Barranquilla	198,697.26	543,700	2,161	81,000,000
1107	180	UVR	33,000,000	60.28%	Barranquilla	131,140.19	358,842	1,426	54,749,000
1108	180	UVR	29,000,000	53.48%	Barranquilla	115,244.41	315,346	1,253	54,223,000
1109	180	UVR	17,188,000	38.11%	Perelra	68,304.17	186,902	743	45,104,500
1110	180	UVR	19,815,305	43.93%	Perelra	78,744.94	215,471	856	45,104,500
1111	180	UVR	26,868,490	47.14%	Medellin	106,773.91	292,168	1,161	57,000,000
1112	180	UVR	24,344,661	47.14%	Barranquilla	96,744.35	264,724	1,052	51,640,190
1113	180	UVR	24,344,490	47.14%	Call	96,743.67	264,722	1,052	51,640,000
1114	180	UVR	48,000,000	58.54%	Bogotá	190,749.37	521,952	2,074	82,000,000
1115	180	UVR	27,168,490	47.66%	Call	107,966.09	295,430	1,174	57,000,000
1116	180	UVR	63,000,000	69.84%	Bogotá	250,358.55	685,061	2,722	90,200,000
1117	180	UVR	54,000,000	63.98%	Bogotá	214,593.04	587,195	2,333	84,405,000
1118	180	UVR	27,000,000	52.29%	Bogotá	107,296.52	293,598	1,167	51,640,000
1119	180	UVR	36,000,000	57.65%	Bogotá	143,062.03	391,464	1,556	62,442,925
1120	180	UVR	28,062,840	50.32%	Call	111,520.19	305,155	1,213	55,771,500
1121	180	UVR	33,000,000	63.84%	Medellin	131,140.19	358,842	1,426	51,690,190
1122	180	UVR	55,000,000	68.05%	Bogotá	218,566.99	598,069	2,377	80,819,000
1123	180	UVR	43,500,000	53.05%	Bogotá	172,866.62	473,019	1,880	82,000,000
1124	180	UVR	65,170,000	66.00%	Bogotá	258,982.01	708,658	2,816	98,748,340
1125	180	UVR	28,000,000	50.00%	Barranquilla	111,270.47	304,472	1,210	56,000,000
1126	180	UVR	30,901,765	51.50%	Call	122,801.92	336,026	1,335	60,000,000
1127	180	UVR	58,000,000	68.44%	Bogotá	230,488.82	630,691	2,506	84,750,000
1128	180	UVR	21,400,000	49.88%	Medellin	85,042.43	232,703	925	42,900,000
1129	180	UVR	47,000,000	63.80%	Bogotá	186,775.43	511,078	2,031	73,670,000
1130	180	UVR	23,291,600	47.33%	Bogotá	92,559.54	253,273	1,006	49,212,226
1131	180	UVR	30,000,000	50.42%	Call	119,218.36	326,220	1,296	59,500,000
1132	180	UVR	24,105,165	49.95%	Bogotá	95,792.61	262,119	1,042	48,261,350
1133	180	UVR	26,000,000	58.54%	Bucaramanga	103,322.58	282,724	1,124	44,413,600
1134	180	UVR	23,000,000	51.98%	Call	91,400.74	250,102	994	44,244,581
1135	180	UVR	29,000,000	59.94%	Call	115,244.41	315,346	1,253	48,382,000
1136	180	UVR	19,360,000	44.90%	Medellin	76,935.58	210,520	837	43,120,000
1137	180	UVR	23,000,000	52.75%	Bucaramanga	91,400.74	250,102	994	43,600,000
1138	180	UVR	23,157,766	39.24%	Medellin	92,027.69	251,817	1,001	59,012,166
1139	180	UVR	23,000,000	53.34%	Call	91,400.74	250,102	994	43,120,000
1140	180	UVR	30,000,000	63.67%	Call	119,218.36	326,220	1,296	47,116,760
1141	180	UVR	34,000,000	65.66%	Bogotá	135,114.14	369,716	1,469	51,784,730
1142	180	UVR	22,720,000	52.69%	Bucaramanga	90,288.04	247,057	982	43,120,000
1143	180	UVR	24,000,000	55.66%	Medellin	95,374.69	260,976	1,037	43,120,000
1144	180	UVR	23,056,000	48.61%	Medellin	91,623.28	250,711	996	47,432,247
1145	180	UVR	22,000,000	46.38%	Medellin	87,426.79	239,228	951	47,432,296
1146	180	UVR	25,000,000	57.98%	Bucaramanga	99,348.63	271,850	1,080	43,120,000
1147	180	UVR	22,000,000	51.02%	Medellin	87,426.79	239,228	951	43,120,000
1148	180	UVR	23,444,000	54.32%	Bucaramanga	93,165.17	254,930	1,013	43,160,000
1149	180	UVR	52,440,000	60.00%	Bogotá	208,393.69	570,232	2,266	87,400,000
1150	180	UVR	30,900,000	60.00%	Barranquilla	122,794.91	336,006	1,335	51,500,000
1151	180	UVR	24,569,484	47.58%	Bucaramanga	97,637.78	267,168	1,062	51,640,190
1152	180	UVR	40,000,000	60.61%	Barranquilla	158,957.81	434,960	1,729	66,000,000
1153	180	UVR	27,260,505	57.47%	Medellin	108,331.75	296,430	1,178	47,432,074
1154	180	UVR	19,404,000	45.00%	Bucaramanga	77,110.43	210,999	838	43,120,000
1155	180	UVR	25,000,000	52.71%	Medellin	99,348.63	271,850	1,080	47,432,082
1156	180	UVR	40,000,000	60.61%	Bogotá	158,957.81	434,960	1,729	66,000,000
1157	180	UVR	20,000,000	45.87%	Bucaramanga	79,478.90	217,480	864	43,600,000
1158	180	UVR	25,292,000	58.60%	Bucaramanga	100,509.02	275,025	1,093	43,159,000
1159	180	UVR	54,000,000	59.46%	Bogotá	214,593.04	587,195	2,333	90,812,000
1160	180	UVR	53,220,000	60.00%	Bogotá	211,493.36	578,714	2,300	88,700,000
1161	180	UVR	22,000,000	48.82%	Bucaramanga	87,426.79	239,228	951	45,060,400
1162	180	UVR	21,988,163	46.36%	Medellin	87,379.76	239,099	950	47,432,246
1163	180	UVR	22,000,000	55.19%	Barranquilla	87,426.79	239,228	951	39,864,239
1164	180	UVR	28,645,540	63.51%	Call	113,835.81	311,491	1,238	45,104,500
1165	180	UVR	20,944,000	48.57%	Bucaramanga	83,230.31	227,745	905	43,120,000
1166	180	UVR	21,000,000	48.99%	Bucaramanga	83,452.85	228,354	907	42,870,000
1167	180	UVR	24,485,300	27.81%	Call	97,303.24	266,253	1,058	88,030,967
1168	180	UVR	21,263,550	47.14%	Call	84,500.18	231,220	919	45,104,500
1169	180	UVR	20,242,861	44.88%	Medellin	80,444.02	220,121	875	45,104,500
1170	180	UVR	21,263,550	47.14%	Call	84,500.18	231,220	919	45,104,500
1171	180	UVR	21,263,550	47.14%	Bucaramanga	84,500.18	231,220	919	45,104,500
1172	180	UVR	25,000,000	48.57%	Bogotá	99,348.63	271,850	1,080	51,470,000
1173	180	UVR	28,250,000	59.47%	Medellin	112,263.95	307,190	1,221	47,500,000
1174	180	UVR	22,752,015	47.14%	Medellin	90,415.26	247,405	983	48,261,850
1175	180	UVR	30,000,000	39.94%	Bogotá	119,218.36	326,220	1,296	75,112,781
1176	180	UVR	21,263,550	24.10%	Call	84,500.18	231,220	919	88,239,591
1177	180	UVR	21,263,550	47.14%	Barranquilla	84,500.18	231,220	919	45,104,500
1178	180	UVR	19,000,000	22.77%	Barranquilla	75,504.96	206,606	821	83,430,641

Número	Plazo en meses	Amortización	Monto aprobado	LTV	CIUDAD	Valor Crédito UVR	Proyección valor cuota pesos	Proyección valor cuota UVR*	Valor vivienda
1179	180	UVR	20,000,000	44.34%	Barranquilla	79,478.90	217,480	864	45,104,500
1180	180	UVR	41,000,000	62.45%	Bogotá	162,931.75	445,834	1,772	65,650,000
1181	180	UVR	50,000,000	52.64%	Bogotá	198,697.26	543,700	2,161	94,992,000
1182	180	UVR	20,500,000	45.45%	Bucaramanga	81,465.88	222,917	886	45,104,500
1183	180	UVR	45,000,000	55.80%	Medellín	178,827.54	489,330	1,945	80,650,000
1184	180	UVR	21,263,550	24.00%	Bucaramanga	84,500.18	231,220	919	88,614,618
1185	180	UVR	21,263,550	23.56%	Medellín	84,500.18	231,220	919	90,250,041
1186	180	UVR	21,263,550	47.14%	Call	84,500.18	231,220	919	45,104,500
1187	180	UVR	29,000,000	49.79%	Call	115,244.41	315,346	1,253	58,250,000
1188	180	UVR	34,000,000	58.37%	Call	135,114.14	369,716	1,469	58,250,000
1189	180	UVR	51,000,000	68.32%	Bogotá	202,671.21	554,574	2,204	74,650,000
1190	180	UVR	21,263,550	47.14%	Bucaramanga	84,500.18	231,220	919	45,104,500
1191	180	UVR	20,926,304	46.40%	Medellín	83,159.99	227,552	904	45,104,500
1192	180	UVR	21,418,400	47.31%	Barranquilla	85,115.55	232,903	926	45,276,000
1193	180	UVR	32,900,000	63.31%	Bogotá	130,742.80	357,754	1,422	51,970,000
1194	180	UVR	27,290,000	37.80%	Bogotá	108,448.97	296,751	1,179	72,200,000
1195	180	UVR	15,660,000	34.72%	Pereira	62,231.98	170,287	677	45,104,500
1196	180	UVR	48,000,000	64.86%	Medellín	190,749.37	521,952	2,074	74,000,000
1197	180	UVR	21,417,900	47.31%	Barranquilla	85,113.56	232,898	926	45,276,000
1198	180	UVR	21,249,942	47.11%	Barranquilla	84,446.11	231,072	918	45,104,500
1199	180	UVR	21,263,600	47.14%	Barranquilla	84,500.38	231,220	919	45,104,500
1200	180	UVR	21,263,500	47.14%	Barranquilla	84,499.98	231,219	919	45,104,500
1201	180	UVR	43,423,719	56.53%	Bucaramanga	172,563.48	472,189	1,876	76,812,800
1202	180	UVR	45,000,000	58.53%	Bucaramanga	178,827.54	489,330	1,945	76,887,000
1203	180	UVR	22,000,000	30.14%	Bogotá	87,426.79	239,228	951	73,000,000
1204	180	UVR	21,000,000	48.92%	Bogotá	83,452.85	228,354	907	42,930,000
1205	180	UVR	19,000,000	42.12%	Medellín	75,504.96	206,606	821	45,104,500
1206	180	UVR	21,417,900	47.31%	Barranquilla	85,113.56	232,898	926	45,276,000
1207	180	UVR	50,000,000	68.07%	Bogotá	198,697.26	543,700	2,161	73,450,000
1208	180	UVR	22,751,967	47.14%	Medellín	90,415.07	247,405	983	48,261,780
1209	180	UVR	52,640,000	70.00%	Bogotá	209,188.48	572,407	2,275	75,200,000
1210	180	UVR	24,485,300	54.29%	Medellín	97,303.24	266,253	1,058	45,104,500
1211	180	UVR	33,000,000	60.00%	Bogotá	131,140.19	358,842	1,426	55,000,000
1212	180	UVR	47,000,000	69.12%	Barranquilla	186,775.43	511,078	2,031	68,000,000
1213	180	UVR	17,960,758	39.82%	Medellín	71,375.07	195,305	776	45,104,500
1214	180	UVR	22,751,967	47.14%	Medellín	90,415.07	247,405	983	48,261,780
1215	180	UVR	26,800,000	59.42%	Bogotá	106,501.73	291,423	1,158	45,104,500
1216	180	UVR	21,263,550	47.14%	Call	84,500.18	231,220	919	45,104,500
1217	180	UVR	47,280,000	60.00%	Bogotá	187,888.13	514,122	2,043	78,800,000
1218	180	UVR	30,265,000	51.74%	Medellín	120,271.45	329,101	1,308	58,500,000
1219	180	UVR	45,000,000	49.72%	Bogotá	178,827.54	489,330	1,945	90,500,000
1220	180	UVR	62,965,000	70.00%	Bogotá	250,219.46	684,681	2,721	89,950,000
1221	180	UVR	30,000,000	66.51%	Bogotá	119,218.36	326,220	1,296	45,104,500
1222	180	UVR	26,000,000	56.64%	Bogotá	103,322.58	282,724	1,124	45,900,000
1223	180	UVR	22,000,000	48.78%	Bogotá	87,426.79	239,228	951	45,104,500
1224	180	UVR	58,000,000	62.24%	Bogotá	230,488.82	630,691	2,506	93,186,000
1225	180	UVR	21,263,550	47.14%	Medellín	84,500.18	231,220	919	45,104,500
1226	180	UVR	7,000,000	15.52%	Bogotá	27,817.62	76,118	302	45,104,500
1227	180	UVR	21,263,550	47.14%	Call	84,500.18	231,220	919	45,104,500
1228	180	UVR	20,524,942	45.51%	Bucaramanga	81,565.00	223,188	887	45,104,500
1229	180	UVR	10,736,475	23.81%	Bogotá	42,666.16	116,748	464	45,100,000
1230	180	UVR	52,000,000	59.78%	Barranquilla	206,645.15	565,448	2,247	86,987,250
1231	180	UVR	21,263,550	47.14%	Bucaramanga	84,500.18	231,220	919	45,104,500
1232	180	UVR	21,000,000	44.68%	Medellín	83,452.85	228,354	907	47,000,000
1233	180	UVR	15,650,700	34.70%	Medellín	62,195.02	170,186	676	45,104,508
1234	180	UVR	34,557,350	66.46%	Bogotá	137,329.02	375,776	1,493	52,000,000
1235	180	UVR	21,263,550	47.14%	Bucaramanga	84,500.18	231,220	919	45,104,500
1236	180	UVR	32,000,000	67.99%	Medellín	127,166.25	347,968	1,383	47,067,900
1237	180	UVR	18,663,657	41.38%	Medellín	74,168.35	202,948	807	45,104,500
1238	180	UVR	21,263,550	47.14%	Medellín	84,500.18	231,220	919	45,104,500
1239	180	UVR	34,000,000	60.71%	Medellín	135,114.14	369,716	1,469	56,000,000
1240	180	UVR	22,752,015	47.14%	Medellín	90,415.26	247,405	983	48,261,850
1241	180	UVR	21,263,550	47.14%	Medellín	84,500.18	231,220	919	45,104,500
1242	180	UVR	46,051,000	63.14%	Call	183,004.15	500,758	1,990	72,930,000
1243	180	UVR	62,000,000	64.58%	Bogotá	246,384.60	674,187	2,679	96,000,000
1244	180	UVR	20,922,072	46.39%	Call	83,143.17	227,506	904	45,104,500
1245	180	UVR	21,418,400	47.31%	Barranquilla	85,115.55	232,903	926	45,269,000
1246	180	UVR	45,000,000	63.03%	Bogotá	178,827.54	489,330	1,945	71,400,000
1247	180	UVR	31,500,000	53.85%	Medellín	125,179.27	342,531	1,361	58,500,000
1248	180	UVR	52,000,000	68.87%	Bogotá	206,645.15	565,448	2,247	75,500,000
1249	180	UVR	38,000,000	40.00%	Medellín	151,009.92	413,212	1,642	95,000,000
1250	180	UVR	50,000,000	57.48%	Bucaramanga	198,697.26	543,700	2,161	86,987,250
1251	180	UVR	24,485,300	54.29%	Barranquilla	97,303.24	266,253	1,058	45,104,500
1252	180	UVR	27,000,000	57.45%	Bogotá	107,296.52	293,598	1,167	47,000,000

Número	Plazo en meses	Amortización	Monto aprobado	LTV	CIUDAD	Valor Credito UVR	Proyección valor cuota pesos	Proyección valor cuota UVR*	Valor vivienda
1253	180	UVR	21,418,400	47.31%	Barranquilla	85,115.55	232,903	926	45,269,000
1254	180	UVR	37,000,000	50.82%	Bogotá	147,035.97	402,338	1,599	72,600,000
1255	180	UVR	30,500,000	35.67%	Bogotá	121,205.33	331,657	1,318	85,500,000
1256	180	UVR	23,000,000	50.99%	Medellín	91,400.74	250,102	994	45,104,500
1257	180	UVR	29,637,000	65.71%	Bogotá	117,775.81	322,272	1,281	45,100,000
1258	180	UVR	46,000,000	52.87%	Bogotá	182,801.48	500,204	1,988	87,000,000
1259	180	UVR	22,752,015	47.14%	Medellín	90,415.26	247,405	983	48,261,850
1260	180	UVR	21,263,550	47.14%	Medellín	84,500.18	231,220	919	45,104,500
1261	180	UVR	23,995,750	53.20%	Bucaramanga	95,357.80	260,930	1,037	45,104,500
1262	180	UVR	21,263,600	47.14%	Barranquilla	84,500.38	231,220	919	45,104,500
1263	180	UVR	21,263,550	47.14%	Barranquilla	84,500.18	231,220	919	45,104,500
1264	180	UVR	30,900,000	68.51%	Bogotá	122,794.91	336,006	1,335	45,104,500
1265	180	UVR	22,751,967	47.14%	Medellín	90,415.07	247,405	983	48,261,780
1266	180	UVR	23,518,775	52.14%	Medellín	93,462.32	255,743	1,016	45,104,500
1267	180	UVR	21,263,550	47.14%	Bucaramanga	84,500.18	231,220	919	45,104,500
1268	180	UVR	24,485,300	54.29%	Bucaramanga	97,303.24	266,253	1,058	45,104,500
1269	180	UVR	28,000,000	58.95%	Bogotá	111,270.47	304,472	1,210	47,500,000
1270	180	UVR	22,751,967	47.14%	Medellín	90,415.07	247,405	983	48,261,780
1271	180	UVR	20,683,656	45.86%	Pereira	82,195.72	224,914	894	45,104,500
1272	180	UVR	10,600,000	23.50%	Bogotá	42,123.82	115,264	458	45,100,000
1273	180	UVR	55,000,000	64.71%	Bogotá	218,566.99	598,069	2,377	85,000,000
1274	180	UVR	21,414,364	47.48%	Bucaramanga	85,099.51	232,860	925	45,104,500
1275	180	UVR	23,000,000	50.99%	Medellín	91,400.74	250,102	994	45,104,500
1276	180	UVR	26,969,000	59.93%	Bogotá	107,173.33	293,261	1,165	45,000,000
1277	180	UVR	28,124,300	59.84%	Bogotá	111,764.43	305,823	1,215	47,000,000
1278	180	UVR	21,417,900	47.31%	Barranquilla	85,113.56	232,898	926	45,276,000
1279	180	UVR	53,340,000	60.00%	Medellín	211,970.24	580,019	2,305	88,900,000
1280	180	UVR	28,702,536	63.64%	Bogotá	114,062.31	312,111	1,240	45,100,000
1281	180	UVR	54,745,600	70.00%	Call	217,556.02	595,303	2,366	78,208,000
1282	180	UVR	20,992,287	46.54%	Bucaramanga	83,422.20	228,270	907	45,104,500
1283	180	UVR	26,646,475	59.21%	Bogotá	105,891.63	289,754	1,151	45,000,000
1284	180	UVR	50,000,000	57.81%	Bucaramanga	198,697.26	543,700	2,161	86,486,400
1285	180	UVR	36,000,000	63.16%	Bogotá	143,062.03	391,464	1,556	57,000,000
1286	180	UVR	21,373,000	47.39%	Pereira	84,935.13	232,410	924	45,104,500
1287	180	UVR	29,260,000	61.60%	Bogotá	116,277.64	318,173	1,264	47,500,000
1288	180	UVR	63,900,000	69.97%	Bogotá	253,935.10	694,848	2,761	91,330,000
1289	180	UVR	21,263,550	47.14%	Barranquilla	84,500.18	231,220	919	45,104,500
1290	180	UVR	41,000,000	43.58%	Bogotá	162,931.75	445,834	1,772	94,085,000
1291	180	UVR	26,746,475	59.30%	Bogotá	106,289.03	290,841	1,156	45,100,000
1292	180	UVR	34,000,000	45.64%	Bogotá	135,114.14	369,716	1,469	74,500,000
1293	180	UVR	21,373,074	47.39%	Pereira	84,935.43	232,411	924	45,104,499
1294	180	UVR	50,000,000	58.51%	Bucaramanga	198,697.26	543,700	2,161	85,461,376
1295	180	UVR	52,497,600	60.00%	Bogotá	208,622.59	570,858	2,269	87,496,000
1296	180	UVR	21,263,550	47.14%	Medellín	84,500.18	231,220	919	45,104,500
1297	180	UVR	21,263,550	47.14%	Barranquilla	84,500.18	231,220	919	45,104,500
1298	180	UVR	24,485,300	54.29%	Medellín	97,303.24	266,253	1,058	45,104,500
1299	180	UVR	23,000,000	30.67%	Bogotá	91,400.74	250,102	994	75,000,000
1300	180	UVR	21,000,000	46.56%	Barranquilla	83,452.85	228,354	907	45,104,500
1301	180	UVR	21,000,000	45.55%	Barranquilla	83,452.85	228,354	907	46,104,500
1302	180	UVR	21,417,900	47.23%	Barranquilla	85,113.56	232,898	926	45,348,400
1303	180	UVR	21,263,550	47.14%	Medellín	84,500.18	231,220	919	45,104,500
1304	180	UVR	24,485,300	54.29%	Bucaramanga	97,303.24	266,253	1,058	45,104,500
1305	180	UVR	18,736,305	41.54%	Bucaramanga	74,457.05	203,738	810	45,104,500
1306	180	UVR	23,178,000	51.39%	Bogotá	92,108.10	252,037	1,002	45,104,500
1307	180	UVR	21,417,900	47.23%	Barranquilla	85,113.56	232,898	926	45,348,400
1308	180	UVR	45,000,000	64.79%	Bogotá	178,827.54	489,330	1,945	69,450,000
1309	180	UVR	23,300,000	36.39%	Bogotá	92,592.92	253,364	1,007	64,030,000
1310	180	UVR	21,263,550	47.14%	Barranquilla	84,500.18	231,220	919	45,104,500
1311	180	UVR	46,000,000	60.53%	Medellín	182,801.48	500,204	1,988	76,000,000
1312	180	UVR	23,190,000	51.41%	Pereira	92,155.79	252,168	1,002	45,104,500
1313	180	UVR	21,263,550	47.14%	Medellín	84,500.18	231,220	919	45,104,500
1314	180	UVR	21,263,550	47.14%	Medellín	84,500.18	231,220	919	45,104,500
1315	180	UVR	20,000,000	44.34%	Barranquilla	79,478.90	217,480	864	45,104,550
1316	180	UVR	60,000,000	69.04%	Barranquilla	238,436.71	652,439	2,593	86,900,000
1317	180	UVR	27,000,000	49.09%	Bogotá	107,296.52	293,598	1,167	55,000,000
1318	180	UVR	23,500,000	52.10%	Bogotá	93,387.71	255,539	1,015	45,104,500
1319	180	UVR	24,485,300	54.29%	Bucaramanga	97,303.24	266,253	1,058	45,104,500
1320	180	UVR	20,774,000	46.06%	Medellín	82,554.74	225,896	898	45,104,500
1321	180	UVR	21,751,967	45.07%	Medellín	86,441.13	236,531	940	48,261,780
1322	180	UVR	30,000,000	63.83%	Bogotá	119,218.36	326,220	1,296	47,000,000
1323	180	UVR	28,480,000	60.60%	Bogotá	113,177.96	309,691	1,231	47,000,000
1324	180	UVR	27,500,000	58.51%	Bogotá	109,283.49	299,035	1,188	47,000,000
1325	180	UVR	28,796,475	52.36%	Call	114,435.61	313,133	1,244	55,000,000
1326	180	UVR	22,752,015	50.44%	Medellín	90,415.26	247,405	983	45,104,500

Número	Plazo en meses	Amortización	Monto aprobado	LTV	CIUDAD	Valor Crédito UVR	Proyección valor cuota pesos	Proyección valor cuota UVR*	Valor vivienda
1327	180	UVR	21,263,550	47.14%	Medellín	84,500.18	231,220	919	45,104,550
1328	180	UVR	20,873,719	44.29%	Bucaramanga	82,951.02	226,981	902	47,134,203
1329	180	UVR	45,000,000	52.23%	Bogotá	178,827.54	489,330	1,945	86,150,000
1330	180	UVR	20,000,000	44.34%	Barranquilla	79,478.90	217,480	864	45,105,000
1331	180	UVR	27,000,000	44.97%	Medellín	107,296.52	293,598	1,167	60,041,960
1332	180	UVR	28,124,300	59.84%	Bogotá	111,764.43	305,823	1,215	47,000,000
1333	180	UVR	28,769,000	61.21%	Bogotá	114,326.43	312,834	1,243	47,000,000
1334	180	UVR	28,768,650	61.45%	Bogotá	114,325.04	312,830	1,243	46,820,000
1335	180	UVR	21,417,900	47.23%	Barranquilla	85,113.56	232,898	926	45,348,400
1336	180	UVR	26,740,525	59.29%	Bogotá	106,265.38	290,776	1,156	45,104,500
1337	180	UVR	49,000,000	51.58%	Bucaramanga	194,723.32	532,826	2,117	95,000,000
1338	180	UVR	21,170,000	46.94%	Bogotá	84,128.42	230,202	915	45,104,500
1339	180	UVR	32,000,000	68.09%	Bogotá	127,166.25	347,968	1,383	47,000,000
1340	180	UVR	27,000,000	54.44%	Medellín	107,296.52	293,598	1,167	49,600,000
1341	180	UVR	22,000,000	46.81%	Bogotá	87,426.79	239,228	951	47,000,000
1342	180	UVR	30,000,000	63.69%	Bogotá	119,218.36	326,220	1,296	47,100,000
1343	180	UVR	37,000,000	59.93%	Medellín	147,035.97	402,338	1,599	61,743,124
1344	180	UVR	20,000,000	44.34%	Barranquilla	79,478.90	217,480	864	45,104,500
1345	180	UVR	22,000,000	46.81%	Bogotá	87,426.79	239,228	951	47,000,000
1346	180	UVR	17,000,000	37.69%	Calli	67,557.07	184,858	735	45,104,500
1347	180	UVR	22,751,967	47.14%	Medellín	90,415.07	247,405	983	48,261,780
1348	180	UVR	18,085,594	40.10%	Medellín	71,871.16	196,663	782	45,104,500
1349	180	UVR	40,000,000	62.50%	Bogotá	158,957.81	434,960	1,729	64,000,000
1350	180	UVR	28,200,000	60.00%	Bogotá	112,065.26	306,647	1,219	47,000,000
1351	180	UVR	24,000,000	51.06%	Bogotá	95,374.69	260,976	1,037	47,000,000
1352	180	UVR	23,822,000	52.82%	Bogotá	94,667.32	259,040	1,029	45,104,500
1353	180	UVR	32,700,000	61.71%	Bogotá	129,948.01	355,579	1,413	52,990,000
1354	180	UVR	28,691,959	61.05%	Bogotá	114,020.27	311,996	1,240	47,000,000
1355	180	UVR	20,400,000	45.23%	Bogotá	81,068.48	221,829	882	45,104,500
1356	180	UVR	21,263,550	47.14%	Barranquilla	84,500.18	231,220	919	45,104,500
1357	180	UVR	20,683,000	45.86%	Pereira	82,193.11	224,907	894	45,104,500
1358	180	UVR	21,263,600	47.14%	Barranquilla	84,500.38	231,220	919	45,104,500
1359	180	UVR	21,263,550	47.14%	Calli	84,500.18	231,220	919	45,104,500
1360	180	UVR	24,485,300	54.29%	Barranquilla	97,303.24	266,253	1,058	45,104,500
1361	180	UVR	21,263,550	47.14%	Medellín	84,500.18	231,220	919	45,104,500
1362	180	UVR	28,446,475	60.52%	Bogotá	113,044.73	309,327	1,229	47,000,000
1363	180	UVR	43,000,000	63.40%	Pereira	170,879.64	467,582	1,858	67,824,000
1364	180	UVR	28,768,650	61.21%	Bogotá	114,325.04	312,830	1,243	47,000,000
1365	180	UVR	50,000,000	57.54%	Bucaramanga	198,697.26	543,700	2,161	86,900,000
1366	180	UVR	21,263,550	47.14%	Medellín	84,500.18	231,220	919	45,104,500
1367	180	UVR	21,263,550	47.14%	Barranquilla	84,500.18	231,220	919	45,104,500
1368	180	UVR	21,824,300	46.43%	Bogotá	86,728.57	237,317	943	47,000,000
1369	180	UVR	21,263,550	47.14%	Barranquilla	84,500.18	231,220	919	45,104,500
1370	180	UVR	48,000,000	51.56%	Bogotá	190,749.37	521,952	2,074	93,100,000
1371	180	UVR	33,000,000	55.00%	Calli	131,140.19	358,842	1,426	60,000,000
1372	180	UVR	21,263,450	47.14%	Barranquilla	84,499.79	231,219	919	45,104,500
1373	180	UVR	26,803,710	56.13%	Calli	106,516.48	291,463	1,158	47,754,900
1374	180	UVR	21,263,600	47.14%	Barranquilla	84,500.38	231,220	919	45,104,500
1375	180	UVR	26,746,475	53.92%	Medellín	106,289.03	290,841	1,156	49,600,000
1376	180	UVR	32,000,000	67.09%	Calli	127,166.25	347,968	1,383	47,700,000
1377	180	UVR	17,585,166	38.99%	Medellín	69,882.49	191,221	760	45,104,500
1378	180	UVR	21,373,000	47.39%	Pereira	84,935.13	232,410	924	45,104,500
1379	180	UVR	21,263,550	47.14%	Medellín	84,500.18	231,220	919	45,104,500
1380	180	UVR	20,000,000	42.43%	Bucaramanga	79,478.90	217,480	864	47,134,203
1381	180	UVR	21,263,550	47.14%	Barranquilla	84,500.18	231,220	919	45,104,500
1382	180	UVR	21,263,550	47.14%	Medellín	84,500.18	231,220	919	45,104,500
1383	180	UVR	22,220,410	47.14%	Bucaramanga	88,302.69	241,625	960	47,134,203
1384	180	UVR	21,263,550	47.14%	Medellín	84,500.18	231,220	919	45,104,500
1385	180	UVR	25,000,000	53.19%	Bogotá	99,348.63	271,850	1,080	47,000,000
1386	180	UVR	25,587,139	54.29%	Bucaramanga	101,681.89	278,234	1,106	47,134,203
1387	180	UVR	21,263,550	47.14%	Medellín	84,500.18	231,220	919	45,104,500
1388	180	UVR	21,096,000	44.89%	Bogotá	83,834.35	229,398	912	47,000,000
1389	180	UVR	31,900,000	67.87%	Bogotá	126,768.85	346,880	1,378	47,000,000
1390	180	UVR	25,000,000	53.30%	Bogotá	99,348.63	271,850	1,080	46,908,500
1391	180	UVR	28,300,000	62.74%	Bogotá	112,462.65	307,734	1,223	45,104,500
1392	180	UVR	19,330,000	42.86%	Pereira	76,816.36	210,194	835	45,104,500
1393	180	UVR	54,633,000	70.00%	Bogotá	217,108.55	594,079	2,361	78,048,388
1394	180	UVR	28,800,000	61.28%	Bogotá	114,449.62	313,171	1,245	47,000,000
1395	180	UVR	21,000,000	44.68%	Bogotá	83,452.85	228,354	907	47,000,000
1396	180	UVR	15,512,517	34.39%	Medellín	61,645.89	168,683	670	45,104,500
1397	180	UVR	27,000,000	59.86%	Medellín	107,296.52	293,598	1,167	45,104,500
1398	180	UVR	22,220,410	47.14%	Bucaramanga	88,302.69	241,625	960	47,134,203
1399	180	UVR	24,000,000	32.00%	Medellín	95,374.69	260,976	1,037	75,000,000
1400	180	UVR	56,994,000	60.00%	Bogotá	226,491.03	619,752	2,463	94,990,000

Número	Plazo en meses	Amortización	Monto aprobado	LTV	CIUDAD	Valor Credito UVR	Proyección valor cuota pesos	Proyección valor cuota UVR*	Valor vivienda
1401	180	UVR	23,000,000	48.94%	Bogotá	91,400.74	250,102	994	47,000,000
1402	180	UVR	22,000,000	46.81%	Bogotá	87,426.79	239,228	951	47,000,000
1403	180	UVR	13,200,000	28.09%	Bogotá	52,456.08	143,537	570	47,000,000
1404	180	UVR	22,751,967	47.14%	Medellín	90,415.07	247,405	983	48,261,780
1405	180	UVR	58,000,000	63.50%	Bogotá	230,488.82	630,691	2,506	91,336,000
1406	180	UVR	21,263,550	47.14%	Call	84,500.18	231,220	919	45,104,500
1407	180	UVR	28,803,710	60.32%	Call	114,464.37	313,211	1,245	47,754,900
1408	180	UVR	21,263,550	47.14%	Barranquilla	84,500.18	231,220	919	45,104,500
1409	180	UVR	20,683,620	45.86%	Perera	82,193.11	224,907	894	45,104,500
1410	180	UVR	31,000,000	65.96%	Bogotá	123,192.30	337,094	1,340	47,000,000
1411	180	UVR	21,263,550	47.14%	Medellín	84,500.18	231,220	919	45,104,500
1412	180	UVR	21,052,206	46.67%	Medellín	83,660.31	228,921	910	45,104,500
1413	180	UVR	20,683,000	45.86%	Perera	82,193.11	224,907	894	45,104,500
1414	180	UVR	22,326,700	47.14%	Barranquilla	88,725.08	242,780	965	47,359,700
1415	180	UVR	55,000,000	57.29%	Bogotá	218,566.99	598,069	2,377	96,000,000
1416	180	UVR	22,220,410	47.14%	Bucaramanga	88,302.69	241,625	960	47,134,203
1417	180	UVR	22,751,967	47.14%	Medellín	90,415.07	247,405	983	48,261,780
1418	180	UVR	21,263,550	47.14%	Barranquilla	84,500.18	231,220	919	45,104,500
1419	180	UVR	40,000,000	50.00%	Barranquilla	158,957.81	434,960	1,729	80,000,000
1420	180	UVR	24,485,300	54.29%	Bucaramanga	97,303.24	266,253	1,058	45,104,500
1421	180	UVR	21,263,550	47.14%	Medellín	84,500.18	231,220	919	45,104,500
1422	180	UVR	21,263,550	47.14%	Call	84,500.18	231,220	919	45,104,500
1423	180	UVR	24,485,300	54.29%	Bucaramanga	97,303.24	266,253	1,058	45,104,500
1424	180	UVR	21,263,550	47.14%	Medellín	84,500.18	231,220	919	45,104,500
1425	180	UVR	22,751,967	47.14%	Medellín	90,415.07	247,405	983	48,261,780
1426	180	UVR	21,000,000	46.56%	Bucaramanga	83,452.85	228,354	907	45,104,500
1427	180	UVR	21,263,550	47.14%	Medellín	84,500.18	231,220	919	45,104,500
1428	180	UVR	44,000,000	52.03%	Bogotá	174,853.59	478,456	1,901	84,571,000
1429	180	UVR	29,150,000	54.61%	Call	115,840.50	316,977	1,260	53,382,000
1430	180	UVR	21,263,550	44.06%	Barranquilla	84,500.18	231,220	919	48,261,850
1431	180	UVR	21,263,600	47.14%	Barranquilla	84,500.38	231,220	919	45,104,500
1432	180	UVR	22,751,967	47.14%	Medellín	90,415.07	247,405	983	48,261,780
1433	180	UVR	21,263,550	47.14%	Medellín	84,500.18	231,220	919	45,104,500
1434	180	UVR	20,873,718	44.29%	Bucaramanga	82,951.01	226,981	902	47,134,203
1435	180	UVR	24,000,000	46.48%	Barranquilla	95,374.69	260,976	1,037	51,640,190
1436	180	UVR	25,587,139	54.29%	Bucaramanga	101,681.89	278,234	1,106	47,134,203
1437	180	UVR	25,587,139	54.29%	Bucaramanga	101,681.89	278,234	1,106	47,134,203
1438	180	UVR	26,199,227	54.29%	Medellín	104,114.29	284,890	1,132	48,261,780
1439	180	UVR	48,573,223	59.30%	Bogotá	193,027.33	528,185	2,099	81,911,000
1440	180	UVR	24,485,300	54.29%	Barranquilla	97,303.24	266,253	1,058	45,104,500
1441	180	UVR	22,220,410	47.14%	Bucaramanga	88,302.69	241,625	960	47,134,203
1442	180	UVR	25,587,139	54.29%	Bucaramanga	101,681.89	278,234	1,106	47,134,203
1443	180	UVR	28,000,000	52.87%	Bogotá	111,270.47	304,472	1,210	52,900,000
1444	180	UVR	25,587,139	54.29%	Bucaramanga	101,681.89	278,234	1,106	47,134,203
1445	180	UVR	36,000,000	62.07%	Bogotá	143,062.03	391,464	1,556	58,000,000
1446	180	UVR	24,000,000	50.92%	Bucaramanga	95,374.69	260,976	1,037	47,134,203
1447	180	UVR	21,247,568	47.11%	Medellín	84,436.67	231,046	918	45,104,500
1448	180	UVR	22,220,410	47.14%	Bucaramanga	88,302.69	241,625	960	47,134,203
1449	180	UVR	21,262,877	47.14%	Call	84,497.51	231,212	919	45,104,500
1450	180	UVR	58,800,000	70.00%	Bogotá	233,667.98	639,391	2,541	84,000,000
1451	180	UVR	24,800,000	52.77%	Bogotá	98,553.84	269,675	1,072	47,000,000
1452	180	UVR	23,090,283	48.99%	Bucaramanga	91,759.52	251,084	998	47,134,203
1453	180	UVR	25,568,571	54.29%	Barranquilla	101,608.10	278,032	1,105	47,100,000
1454	180	UVR	20,638,028	45.76%	Medellín	82,014.39	224,418	892	45,104,500
1455	180	UVR	50,000,000	69.44%	Bogotá	198,697.26	543,700	2,161	72,000,000
1456	180	UVR	21,243,550	47.10%	Medellín	84,420.70	231,002	918	45,104,500
1457	180	UVR	20,683,000	45.86%	Perera	82,193.11	224,907	894	45,104,000
1458	180	UVR	21,263,550	47.14%	Medellín	84,500.18	231,220	919	45,104,500
1459	180	UVR	28,180,000	58.24%	Call	111,985.78	306,429	1,218	48,382,700
1460	180	UVR	22,205,000	47.14%	Barranquilla	88,241.45	241,457	960	47,100,000
1461	180	UVR	32,640,000	69.98%	Medellín	129,709.57	354,927	1,410	46,640,000
1462	180	UVR	21,263,600	47.14%	Barranquilla	84,500.38	231,220	919	45,104,500
1463	180	UVR	28,000,000	58.33%	Call	111,270.47	304,472	1,210	48,000,000
1464	180	UVR	21,243,550	47.10%	Medellín	84,420.70	231,002	918	45,104,500
1465	180	UVR	32,900,000	70.00%	Bogotá	130,742.80	357,754	1,422	47,000,000
1466	180	UVR	31,000,000	53.45%	Bogotá	123,192.30	337,094	1,340	58,000,000
1467	180	UVR	20,357,352	45.13%	Medellín	80,899.00	221,366	880	45,104,500
1468	180	UVR	22,220,373	47.12%	Bucaramanga	88,302.55	241,624	960	47,154,203
1469	180	UVR	32,268,900	61.46%	Barranquilla	128,234.84	350,892	1,394	52,500,000
1470	180	UVR	25,587,139	54.29%	Bucaramanga	101,681.89	278,234	1,106	47,134,203
1471	180	UVR	45,000,000	59.64%	Bogotá	178,827.54	489,330	1,945	75,450,000
1472	180	UVR	21,263,550	47.14%	Call	84,500.18	231,220	919	45,104,500
1473	180	UVR	23,587,139	52.03%	Bucaramanga	93,734.00	256,486	1,019	45,334,203
1474	180	UVR	65,800,000	70.00%	Call	261,485.60	715,509	2,843	94,000,000

Número	Plazo en meses	Amortización	Monto aprobado	LTV	CIUDAD	Valor Crédito UVR	Proyección valor cuota pesos	Proyección valor cuota UVR*	Valor vivienda
1475	180	UVR	22,000,000	46.68%	Bucaramanga	87,426.79	239,228	951	47,134,203
1476	180	UVR	22,751,967	47.14%	Medellín	90,415.07	247,405	983	48,261,780
1477	180	UVR	32,868,700	63.99%	Barranquilla	130,618.41	357,414	1,420	51,363,000
1478	180	UVR	19,974,850	44.29%	Bucaramanga	79,378.96	217,206	863	45,104,500
1479	180	UVR	21,263,550	47.14%	Barranquilla	84,500.18	231,220	919	45,104,500
1480	180	UVR	21,263,550	47.14%	Medellín	84,500.18	231,220	919	45,104,500
1481	180	UVR	22,000,000	48.57%	Call	87,426.79	239,228	951	45,300,000
1482	180	UVR	25,800,000	54.89%	Bogotá	102,527.79	280,549	1,115	47,000,000
1483	180	UVR	32,500,000	69.15%	Bogotá	129,153.22	353,405	1,404	47,000,000
1484	180	UVR	28,800,000	61.28%	Bogotá	114,449.62	313,171	1,245	47,000,000
1485	180	UVR	21,263,550	47.14%	Medellín	84,500.18	231,220	919	45,104,500
1486	180	UVR	21,263,550	47.14%	Barranquilla	84,500.18	231,220	919	45,104,500
1487	180	UVR	21,263,550	47.14%	Medellín	84,500.18	231,220	919	45,104,500
1488	180	UVR	19,330,000	42.86%	Pereira	76,816.36	210,194	835	45,104,500
1489	180	UVR	33,460,920	63.74%	Barranquilla	132,971.86	363,854	1,446	52,500,000
1490	180	UVR	19,970,000	44.27%	Pereira	79,359.69	217,154	863	45,104,500
1491	180	UVR	21,263,550	47.14%	Medellín	84,500.18	231,220	919	45,104,500
1492	180	UVR	20,683,000	45.86%	Pereira	82,193.11	224,907	894	45,104,500
1493	180	UVR	25,587,039	54.29%	Bucaramanga	101,681.49	278,233	1,106	47,134,203
1494	180	UVR	25,587,139	54.29%	Bucaramanga	101,681.89	278,234	1,106	47,134,203
1495	180	UVR	50,000,000	64.56%	Bogotá	198,697.26	543,700	2,161	77,450,000
1496	180	UVR	21,263,550	47.14%	Medellín	84,500.18	231,220	919	45,104,500
1497	180	UVR	22,204,286	47.14%	Barranquilla	88,238.62	241,449	960	47,100,000
1498	180	UVR	25,587,139	54.29%	Bucaramanga	101,681.89	278,234	1,106	47,134,203
1499	180	UVR	21,263,550	47.14%	Barranquilla	84,500.18	231,220	919	45,104,500
1500	180	UVR	29,945,000	60.84%	Call	118,999.79	325,622	1,294	49,220,700
1501	180	UVR	37,500,000	44.07%	Bogotá	149,022.95	407,775	1,620	85,085,000
1502	180	UVR	36,000,000	62.07%	Bogotá	143,062.03	391,464	1,556	58,000,000
1503	180	UVR	41,000,000	62.91%	Bogotá	162,931.75	445,834	1,772	65,170,000
1504	180	UVR	21,263,550	47.14%	Medellín	84,500.18	231,220	919	45,104,500
1505	180	UVR	35,500,000	50.00%	Bogotá	141,075.06	386,027	1,534	71,000,000
1506	180	UVR	60,000,000	69.04%	Bogotá	238,436.71	652,439	2,593	86,900,000
1507	180	UVR	22,220,410	47.14%	Bucaramanga	88,302.69	241,625	960	47,134,203
1508	180	UVR	23,300,000	43.12%	Bogotá	92,592.92	253,364	1,007	54,033,000
1509	180	UVR	23,090,283	48.99%	Bucaramanga	91,759.52	251,084	998	47,134,203
1510	180	UVR	21,189,287	46.98%	Medellín	84,205.07	230,412	916	45,104,500
1511	180	UVR	37,900,000	65.93%	Pereira	150,612.52	412,124	1,638	57,482,000
1512	180	UVR	30,060,000	63.96%	Bogotá	119,456.79	326,872	1,299	47,000,000
1513	180	UVR	19,330,000	42.86%	Pereira	76,816.36	210,194	835	45,104,500
1514	180	UVR	24,485,300	54.29%	Bucaramanga	97,303.24	266,253	1,058	45,104,500
1515	180	UVR	41,000,000	64.16%	Bogotá	162,931.75	445,834	1,772	63,900,000
1516	180	UVR	22,204,286	47.14%	Barranquilla	88,238.62	241,449	960	47,100,000
1517	180	UVR	22,205,000	47.14%	Barranquilla	88,241.45	241,457	960	47,100,000
1518	180	UVR	21,263,550	47.14%	Medellín	84,500.18	231,220	919	45,104,500
1519	180	UVR	19,330,000	42.86%	Pereira	76,816.36	210,194	835	45,104,500
1520	180	UVR	26,400,000	56.17%	Bogotá	104,912.15	287,073	1,141	47,000,000
1521	180	UVR	18,000,000	39.91%	Medellín	71,531.01	195,732	778	45,104,500
1522	180	UVR	30,057,450	62.06%	Call	119,446.66	326,844	1,299	48,432,000
1523	180	UVR	21,263,550	47.14%	Medellín	84,500.18	231,220	919	45,104,500
1524	180	UVR	25,351,350	56.21%	Bogotá	100,744.88	275,670	1,095	45,104,500
1525	180	UVR	43,000,000	63.26%	Bogotá	170,879.64	467,582	1,858	67,970,000
1526	180	UVR	22,751,967	47.14%	Medellín	90,415.07	247,405	983	48,261,780
1527	180	UVR	22,204,286	47.14%	Barranquilla	88,238.62	241,449	960	47,100,000
1528	180	UVR	25,587,139	54.29%	Bucaramanga	101,681.89	278,234	1,106	47,134,203
1529	180	UVR	32,000,000	46.38%	Medellín	127,166.25	347,968	1,383	69,000,000
1530	180	UVR	31,300,000	66.31%	Bogotá	124,384.49	340,356	1,353	47,205,000
1531	180	UVR	34,523,490	54.84%	Medellín	137,194.46	375,408	1,492	62,950,000
1532	180	UVR	25,000,000	53.19%	Bogotá	99,348.63	271,850	1,080	47,000,000
1533	180	UVR	26,740,000	59.28%	Bogotá	106,263.30	290,771	1,156	45,104,500
1534	180	UVR	32,000,000	68.09%	Bogotá	127,166.25	347,968	1,383	47,000,000
1535	180	UVR	46,187,228	55.95%	Bogotá	183,545.51	502,239	1,996	82,549,000
1536	180	UVR	32,900,000	70.00%	Bogotá	130,742.80	357,754	1,422	47,000,000
1537	180	UVR	21,263,550	47.14%	Medellín	84,500.18	231,220	919	45,104,500
1538	180	UVR	25,569,000	54.29%	Barranquilla	101,609.81	278,037	1,105	47,100,000
1539	180	UVR	40,000,000	59.70%	Bogotá	158,957.81	434,960	1,729	67,000,000
1540	180	UVR	21,989,609	43.54%	Call	87,385.50	239,115	950	50,500,000
1541	180	UVR	9,000,000	19.85%	Medellín	35,765.51	97,866	389	45,330,500
1542	180	UVR	48,400,000	58.16%	Call	192,338.95	526,301	2,091	83,218,000
1543	180	UVR	37,000,000	48.05%	Bogotá	147,035.97	402,338	1,599	77,000,000
1544	180	UVR	20,873,715	44.29%	Bucaramanga	82,951.00	226,981	902	47,134,203
1545	180	UVR	20,004,200	41.45%	Medellín	79,495.60	217,525	864	48,261,850
1546	180	UVR	24,000,000	51.06%	Bogotá	95,374.69	260,976	1,037	47,000,000
1547	180	UVR	21,000,000	46.56%	Medellín	83,452.85	228,354	907	45,104,500
1548	180	UVR	41,700,000	57.12%	Bogotá	165,713.52	453,445	1,802	73,000,000

Número	Plazo en meses	Amortización	Monto aprobado	LTV	CIUDAD	Valor Credito UVR	Proyección valor cuota pesos	Proyección valor cuota UVR*	Valor vivienda
1549	180	UVR	47,485,000	68.98%	Bogotá	188,702.79	516,351	2,052	68,836,566
1550	180	UVR	22,205,000	47.14%	Barranquilla	88,241.45	241,457	960	47,100,000
1551	180	UVR	30,000,000	63.83%	Bogotá	119,218.36	326,220	1,296	47,000,000
1552	180	UVR	34,687,475	63.66%	Bogotá	137,846.13	377,191	1,499	54,490,000
1553	180	UVR	22,751,967	47.14%	Medellín	90,415.07	247,405	983	48,261,780
1554	180	UVR	25,569,000	54.29%	Barranquilla	101,609.81	278,037	1,105	47,100,000
1555	180	UVR	13,210,075	29.28%	Medellín	52,496.11	143,646	571	45,113,500
1556	180	UVR	21,263,550	47.14%	Call	84,500.18	231,220	919	45,104,500
1557	180	UVR	24,000,000	51.06%	Bogotá	95,374.69	260,976	1,037	47,000,000
1558	180	UVR	21,263,550	47.14%	Medellín	84,500.18	231,220	919	45,104,500
1559	180	UVR	9,733,632	21.58%	Medellín	38,680.92	105,843	421	45,104,500
1560	180	UVR	22,751,967	47.14%	Medellín	90,415.07	247,405	983	48,261,780
1561	180	UVR	16,587,168	34.37%	Medellín	65,916.50	180,369	717	48,261,850
1562	180	UVR	21,263,550	47.14%	Barranquilla	84,500.18	231,220	919	45,104,500
1563	180	UVR	36,100,000	60.13%	Bogotá	143,459.42	392,551	1,560	60,040,000
1564	180	UVR	17,281,067	38.31%	Medellín	68,674.01	187,914	747	45,104,500
1565	180	UVR	22,204,286	47.14%	Barranquilla	88,238.62	241,449	960	47,100,000
1566	180	UVR	19,330,000	42.86%	Pereira	76,816.36	210,194	835	45,104,500
1567	180	UVR	45,141,950	67.13%	Call	179,391.64	490,873	1,951	67,250,000
1568	180	UVR	42,000,000	57.38%	Bogotá	166,905.70	456,708	1,815	73,200,000
1569	180	UVR	60,000,000	63.16%	Bucaramanga	238,436.71	652,439	2,593	95,000,000
1570	180	UVR	22,204,286	47.14%	Barranquilla	88,238.62	241,449	960	47,099,460
1571	180	UVR	21,263,550	47.14%	Barranquilla	84,500.18	231,220	919	45,104,500
1572	180	UVR	61,100,000	66.41%	Bogotá	242,808.05	664,401	2,640	92,000,000
1573	180	UVR	29,000,000	32.83%	Bogotá	115,244.41	315,346	1,253	88,332,000
1574	180	UVR	38,000,000	55.15%	Bogotá	151,009.92	413,212	1,642	68,900,000
1575	180	UVR	23,000,000	48.80%	Bucaramanga	91,400.74	250,102	994	47,134,203
1576	180	UVR	23,000,000	48.80%	Bucaramanga	91,400.74	250,102	994	47,134,203
1577	180	UVR	20,683,000	45.86%	Pereira	82,193.11	224,907	894	45,104,500
1578	180	UVR	28,446,475	60.52%	Bogotá	113,044.73	309,327	1,229	47,000,000
1579	180	UVR	24,500,000	52.13%	Bogotá	97,361.66	266,413	1,059	47,000,000
1580	180	UVR	32,000,000	57.71%	Call	127,166.25	347,968	1,383	55,448,460
1581	180	UVR	22,100,000	46.89%	Bucaramanga	87,824.19	240,315	955	47,134,203
1582	180	UVR	21,263,550	47.14%	Medellín	84,500.18	231,220	919	45,104,500
1583	180	UVR	24,485,300	54.29%	Barranquilla	97,303.24	266,253	1,058	45,104,050
1584	180	UVR	25,587,039	54.29%	Bucaramanga	101,681.49	278,233	1,106	47,134,203
1585	180	UVR	22,204,286	47.14%	Barranquilla	88,238.62	241,449	960	47,100,000
1586	180	UVR	21,263,550	47.14%	Call	84,500.18	231,220	919	45,104,500
1587	180	UVR	28,000,000	59.57%	Bogotá	111,270.47	304,472	1,210	47,000,000
1588	180	UVR	30,100,000	64.04%	Bogotá	119,615.75	327,307	1,301	47,000,000
1589	180	UVR	42,000,000	59.57%	Medellín	166,905.70	456,708	1,815	70,500,000
1590	180	UVR	22,000,000	45.95%	Bogotá	87,426.79	239,228	951	47,875,700
1591	180	UVR	60,000,000	63.49%	Barranquilla	238,436.71	652,439	2,593	94,500,000
1592	180	UVR	29,000,000	61.70%	Bogotá	115,244.41	315,346	1,253	47,000,000
1593	180	UVR	60,000,000	65.08%	Bogotá	238,436.71	652,439	2,593	92,200,000
1594	180	UVR	33,506,896	47.87%	Bogotá	133,154.57	364,354	1,448	70,000,000
1595	180	UVR	20,873,718	44.29%	Bucaramanga	82,951.01	226,981	902	47,134,203
1596	180	UVR	23,090,283	48.99%	Bucaramanga	91,759.52	251,084	998	47,134,203
1597	180	UVR	21,263,550	47.14%	Medellín	84,500.18	231,220	919	45,104,550
1598	180	UVR	27,000,000	57.45%	Bogotá	107,296.52	293,598	1,167	47,000,000
1599	180	UVR	36,000,000	49.90%	Bogotá	143,062.03	391,464	1,556	72,142,000
1600	180	UVR	20,873,713	44.29%	Bucaramanga	82,950.99	226,981	902	47,134,203
1601	180	UVR	21,500,000	45.61%	Bucaramanga	85,439.82	233,791	929	47,134,203
1602	180	UVR	32,000,000	68.09%	Bogotá	127,166.25	347,968	1,383	47,000,000
1603	180	UVR	22,204,286	47.14%	Barranquilla	88,238.62	241,449	960	47,100,000
1604	180	UVR	40,000,000	43.38%	Bogotá	158,957.81	434,960	1,729	92,200,000
1605	180	UVR	25,587,139	54.75%	Bucaramanga	101,681.89	278,234	1,106	46,732,783
1606	180	UVR	17,495,000	37.14%	Barranquilla	69,524.17	190,240	756	47,100,000
1607	180	UVR	20,873,719	44.29%	Bucaramanga	82,951.02	226,981	902	47,134,203
1608	180	UVR	27,817,000	60.08%	Bogotá	110,543.23	302,482	1,202	46,300,000
1609	180	UVR	54,000,000	62.50%	Bogotá	214,593.04	587,195	2,333	86,400,000
1610	180	UVR	38,000,000	64.80%	Bogotá	151,009.92	413,212	1,642	58,640,000
1611	180	UVR	29,300,000	55.32%	Bogotá	116,436.60	318,608	1,266	52,960,000
1612	180	UVR	20,683,587	42.23%	Pereira	82,195.44	224,913	894	48,974,202
1613	180	UVR	22,205,000	47.14%	Barranquilla	88,241.45	241,457	960	47,100,000
1614	180	UVR	50,000,000	63.36%	Bogotá	198,697.26	543,700	2,161	78,910,000
1615	180	UVR	22,204,286	47.14%	Barranquilla	88,238.62	241,449	960	47,100,000
1616	180	UVR	28,000,000	32.56%	Bogotá	111,270.47	304,472	1,210	86,000,000
1617	180	UVR	22,500,000	47.74%	Bucaramanga	89,413.77	244,665	972	47,134,203
1618	180	UVR	22,204,286	47.14%	Barranquilla	88,238.62	241,449	960	47,100,000
1619	180	UVR	26,000,000	54.44%	Call	103,322.58	282,724	1,124	47,754,900
1620	180	UVR	45,000,000	52.57%	Bucaramanga	178,827.54	489,330	1,945	85,600,000
1621	180	UVR	38,000,000	42.25%	Bogotá	151,009.92	413,212	1,642	89,950,000
1622	180	UVR	20,873,713	44.29%	Bucaramanga	82,950.99	226,981	902	47,134,203

Número	Plazo en meses	Amortización	Monto aprobado	LTV	CIUDAD	Valor Crédito UVR	Proyección valor cuota pesos	Proyección valor cuota UVR*	Valor vivienda
1623	180	UVR	30,000,000	63.83%	Bogotá	119,218.36	326,220	1,296	47,000,000
1624	180	UVR	29,000,000	61.70%	Bogotá	115,244.41	315,346	1,253	47,000,000
1625	180	UVR	24,485,350	54.29%	Barranquilla	97,303.44	266,253	1,058	45,104,500
1626	180	UVR	23,090,283	48.99%	Bucaramanga	91,759.52	251,084	998	47,134,203
1627	180	UVR	25,000,000	53.19%	Barranquilla	99,348.63	271,850	1,080	47,000,000
1628	180	UVR	28,609,125	52.24%	Cali	113,691.10	311,095	1,236	54,769,750
1629	180	UVR	30,000,000	63.83%	Bogotá	119,218.36	326,220	1,296	47,000,000
1630	180	UVR	22,879,286	47.81%	Barranquilla	90,921.03	248,789	989	47,850,000
1631	180	UVR	36,000,000	60.91%	Barranquilla	143,062.03	391,464	1,556	59,100,000
1632	180	UVR	23,090,283	48.99%	Bucaramanga	91,759.52	251,084	998	47,134,203
1633	180	UVR	20,683,000	45.86%	Pereira	82,193.11	224,907	894	45,104,500
1634	180	UVR	15,000,000	33.26%	Pereira	59,609.18	163,110	648	45,104,500
1635	180	UVR	22,204,286	47.23%	Barranquilla	88,238.62	241,449	960	47,014,286
1636	180	UVR	20,000,000	44.34%	Pereira	79,478.90	217,480	864	45,104,500
1637	180	UVR	25,587,139	54.29%	Bucaramanga	101,681.89	278,234	1,106	47,134,203
1638	180	UVR	28,200,000	60.00%	Bogotá	112,065.26	306,647	1,219	47,000,000
1639	180	UVR	21,263,550	47.14%	Medellín	84,500.18	231,220	919	45,104,550
1640	180	UVR	50,000,000	60.46%	Bogotá	198,697.26	543,700	2,161	82,700,000
1641	180	UVR	50,000,000	65.92%	Bogotá	198,697.26	543,700	2,161	75,853,000
1642	180	UVR	22,205,000	47.14%	Barranquilla	88,241.45	241,457	960	47,100,000
1643	180	UVR	21,263,550	47.14%	Medellín	84,500.18	231,220	919	45,104,550
1644	180	UVR	27,000,000	57.45%	Bogotá	107,296.52	293,598	1,167	47,000,000
1645	180	UVR	22,205,000	47.14%	Barranquilla	88,241.45	241,457	960	47,100,000
1646	180	UVR	19,970,000	44.27%	Pereira	79,359.69	217,154	863	45,104,500
1647	180	UVR	38,700,000	51.95%	Bogotá	153,791.68	420,823	1,672	74,500,000
1648	180	UVR	22,000,000	46.71%	Barranquilla	87,426.79	239,228	951	47,100,000
1649	180	UVR	30,050,345	60.22%	Cali	119,418.43	326,767	1,299	49,903,810
1650	180	UVR	24,000,000	55.81%	Barranquilla	95,374.69	260,976	1,037	43,000,000
1651	180	UVR	21,711,860	46.10%	Barranquilla	86,281.74	236,095	938	47,100,000
1652	180	UVR	30,000,000	63.83%	Bogotá	119,218.36	326,220	1,296	47,000,000
1653	180	UVR	56,380,000	57.94%	Bogotá	224,051.03	613,076	2,436	97,300,000
1654	180	UVR	42,000,000	52.50%	Medellín	166,905.70	456,708	1,815	80,000,000
1655	180	UVR	29,210,650	61.50%	Medellín	116,081.52	317,636	1,262	47,500,000
1656	180	UVR	31,000,000	65.96%	Bogotá	123,192.30	337,094	1,340	47,000,000
1657	180	UVR	20,683,620	45.86%	Pereira	82,195.57	224,913	894	45,104,000
1658	180	UVR	47,000,000	51.46%	Bogotá	186,775.43	511,078	2,031	91,336,000
1659	180	UVR	21,629,076	44.82%	Medellín	85,952.76	235,194	935	48,261,850
1660	180	UVR	31,573,150	70.00%	Bogotá	125,469.97	343,326	1,364	45,104,500
1661	180	UVR	19,330,000	42.86%	Pereira	76,816.36	210,194	835	45,104,500
1662	180	UVR	26,000,000	55.32%	Bogotá	103,322.58	282,724	1,124	47,000,000
1663	180	UVR	27,500,000	58.51%	Bogotá	109,283.49	299,035	1,188	47,000,000
1664	180	UVR	24,300,000	53.87%	Bogotá	96,566.87	264,238	1,050	45,104,500
1665	180	UVR	26,000,000	55.32%	Bogotá	103,322.58	282,724	1,124	47,000,000
1666	180	UVR	28,000,000	59.57%	Bogotá	111,270.47	304,472	1,210	47,000,000
1667	180	UVR	19,825,696	42.06%	Bucaramanga	78,786.23	215,584	857	47,134,203
1668	180	UVR	19,330,000	42.86%	Pereira	76,816.36	210,194	835	45,104,500
1669	180	UVR	50,000,000	62.62%	Bogotá	198,697.26	543,700	2,161	79,843,000
1670	180	UVR	45,000,000	65.22%	Cali	178,827.54	489,330	1,945	69,000,000
1671	180	UVR	20,000,000	44.34%	Barranquilla	79,478.90	217,480	864	45,104,500
1672	180	UVR	54,000,000	62.14%	Bogotá	214,593.04	587,195	2,333	86,900,000
1673	180	UVR	28,200,000	59.75%	Bogotá	112,065.26	306,647	1,219	47,200,000
1674	180	UVR	21,500,000	45.74%	Bogotá	85,439.82	233,791	929	47,000,000
1675	180	UVR	25,500,000	47.52%	Bogotá	101,335.60	277,287	1,102	53,660,000
1676	180	UVR	28,000,000	59.57%	Bogotá	111,270.47	304,472	1,210	47,000,000
1677	180	UVR	21,263,550	47.14%	Medellín	84,500.18	231,220	919	45,104,450
1678	180	UVR	31,800,000	66.53%	Bogotá	126,371.46	345,793	1,374	47,800,000
1679	180	UVR	53,000,000	62.57%	Bogotá	210,619.10	576,322	2,290	84,700,000
1680	180	UVR	45,561,000	57.67%	Bogotá	181,056.92	495,430	1,969	79,000,000
1681	180	UVR	40,000,000	42.11%	Bogotá	158,957.81	434,960	1,729	94,990,000
1682	180	UVR	21,263,550	47.14%	Medellín	84,500.18	231,220	919	45,104,450
1683	180	UVR	33,000,000	55.00%	Cali	131,140.19	358,842	1,426	60,000,000
1684	180	UVR	20,000,000	41.80%	Barranquilla	79,478.90	217,480	864	47,850,000
1685	180	UVR	33,000,000	69.47%	Medellín	131,140.19	358,842	1,426	47,500,000
1686	180	UVR	24,000,000	43.88%	Bogotá	95,374.69	260,976	1,037	54,700,000
1687	180	UVR	50,000,000	60.98%	Barranquilla	198,697.26	543,700	2,161	82,000,000
1688	180	UVR	56,000,000	66.67%	Bogotá	222,540.93	608,943	2,420	84,000,000
1689	180	UVR	18,000,000	39.91%	Pereira	71,531.01	195,732	778	45,104,500
1690	180	UVR	40,000,000	43.96%	Bogotá	158,957.81	434,960	1,729	91,000,000
1691	180	UVR	41,473,000	68.66%	Cali	164,811.43	450,977	1,792	60,400,000
1692	180	UVR	22,751,982	47.14%	Barranquilla	90,415.13	247,405	983	48,261,780
1693	180	UVR	50,000,000	58.25%	Bucaramanga	198,697.26	543,700	2,161	85,835,651
1694	180	UVR	23,090,103	48.99%	Bucaramanga	91,758.80	251,082	998	47,134,023
1695	180	UVR	60,000,000	65.22%	Bogotá	238,436.71	652,439	2,593	92,000,000
1696	180	UVR	38,000,000	56.53%	Medellín	151,009.92	413,212	1,642	67,220,000

Número	Plazo en meses	Amortización	Monto aprobado	LTV	CIUDAD	Valor Credito UVR	Proyección valor cuota pesos	Proyección valor cuota UVR*	Valor vivienda
1697	180	UVR	24,500,000	52.13%	Bogotá	97,361.66	266,413	1,059	47,000,000
1698	180	UVR	22,813,995	47.68%	Barranquilla	90,661.57	248,079	986	47,850,000
1699	180	UVR	33,000,000	57.89%	Bogotá	131,140.19	358,842	1,426	57,000,000
1700	180	UVR	26,500,000	56.38%	Bogotá	105,309.55	288,161	1,145	47,000,000
1701	180	UVR	49,000,000	70.00%	Bogotá	194,723.32	532,826	2,117	70,000,000
1702	180	UVR	43,000,000	45.15%	Bucaramanga	170,879.64	467,582	1,858	95,242,000
1703	180	UVR	22,000,000	44.00%	Barranquilla	87,426.79	239,228	951	50,000,000
1704	180	UVR	23,400,000	48.75%	Bogotá	92,990.32	254,451	1,011	48,000,000
1705	180	UVR	28,000,000	58.33%	Bogotá	111,270.47	304,472	1,210	48,000,000
1706	180	UVR	22,751,982	47.14%	Bucaramanga	90,415.13	247,405	983	48,261,780
1707	180	UVR	25,700,000	37.85%	Bogotá	102,130.39	279,462	1,111	67,900,000
1708	180	UVR	34,812,700	64.47%	Cali	138,343.76	378,553	1,504	54,002,000
1709	180	UVR	45,000,000	60.81%	Cali	178,827.54	489,330	1,945	74,000,000
1710	180	UVR	38,990,000	70.00%	Bogotá	154,944.12	423,977	1,685	55,700,000
1711	180	UVR	48,000,000	63.14%	Bogotá	190,749.37	521,952	2,074	76,020,735
1712	180	UVR	23,000,000	47.42%	Cali	91,400.74	250,102	994	48,500,000
1713	180	UVR	66,150,000	69.63%	Bogotá	262,876.48	719,314	2,859	95,000,000
1714	180	UVR	50,000,000	53.76%	Bogotá	198,697.26	543,700	2,161	93,000,000
1715	180	UVR	25,000,000	46.19%	Bogotá	99,348.63	271,850	1,080	54,130,000
1716	180	UVR	26,199,252	54.29%	Barranquilla	104,114.39	284,890	1,132	48,261,780
1717	180	UVR	45,000,000	52.79%	Bucaramanga	178,827.54	489,330	1,945	85,247,000
1718	180	UVR	60,000,000	63.80%	Bucaramanga	238,436.71	652,439	2,593	94,050,313
1719	180	UVR	35,000,000	58.33%	Cali	139,088.08	380,590	1,512	60,000,000
1720	180	UVR	39,000,000	55.87%	Medellín	154,983.86	424,086	1,685	69,800,000
1721	180	UVR	33,000,000	68.38%	Bogotá	131,140.19	358,842	1,426	48,261,780
1722	180	UVR	36,000,000	44.41%	Bogotá	143,062.03	391,464	1,556	81,060,000
1723	180	UVR	63,000,000	70.00%	Bogotá	250,358.55	685,061	2,722	90,000,000
1724	180	UVR	65,000,000	69.89%	Bogotá	258,306.44	706,809	2,809	93,000,000
1725	180	UVR	55,000,000	66.67%	Bogotá	218,566.99	598,069	2,377	82,500,000
1726	180	UVR	49,000,000	55.88%	Medellín	194,723.32	532,826	2,117	87,683,635
1727	180	UVR	44,000,000	68.43%	Pereira	174,853.59	478,456	1,901	64,300,000
1728	180	UVR	48,000,000	64.09%	Bogotá	190,749.37	521,952	2,074	74,900,000
1729	180	UVR	21,373,074	44.29%	Pereira	84,935.43	232,411	924	48,261,780
1730	180	UVR	61,250,000	70.00%	Pereira	243,404.15	666,032	2,647	87,500,000
1731	180	UVR	25,000,000	51.80%	Bucaramanga	99,348.63	271,850	1,080	48,261,780
1732	180	UVR	28,438,567	58.93%	Cali	113,013.31	309,241	1,229	48,261,850
1733	180	UVR	30,000,000	62.16%	Bogotá	119,218.36	326,220	1,296	48,261,780
1734	180	UVR	30,000,000	62.16%	Bogotá	119,218.36	326,220	1,296	48,261,850
1735	180	UVR	27,000,000	42.19%	Medellín	107,296.52	293,598	1,167	64,000,000
1736	180	UVR	60,000,000	63.83%	Cali	238,436.71	652,439	2,593	94,000,000
1737	180	UVR	50,000,000	64.85%	Bogotá	198,697.26	543,700	2,161	77,100,000
1738	180	UVR	46,060,000	70.00%	Bogotá	183,039.92	500,856	1,990	65,800,000
1739	180	UVR	21,093,840	43.71%	Cali	83,825.76	229,374	912	48,261,850
1740	180	UVR	31,000,000	65.96%	Bogotá	123,192.30	337,094	1,340	47,000,000
1741	180	UVR	58,000,000	59.35%	Bogotá	230,488.82	630,691	2,506	97,730,000
1742	180	UVR	40,000,000	55.25%	Cali	158,957.81	434,960	1,729	72,392,670
1743	180	UVR	20,683,000	42.86%	Pereira	82,193.11	224,907	894	48,261,780
1744	180	UVR	31,000,000	53.45%	Bogotá	123,192.30	337,094	1,340	58,000,000
1745	180	UVR	21,373,074	44.29%	Pereira	84,935.43	232,411	924	48,261,780
1746	180	UVR	45,000,000	58.98%	Bogotá	178,827.54	489,330	1,945	76,300,000
1747	180	UVR	28,000,000	58.02%	Bogotá	111,270.47	304,472	1,210	48,261,500
1748	180	UVR	57,000,000	61.08%	Bogotá	226,514.88	619,817	2,463	93,320,000
1749	180	UVR	28,000,000	47.54%	Bogotá	111,270.47	304,472	1,210	58,900,000
1750	180	UVR	39,900,000	70.00%	Medellín	158,560.41	433,872	1,724	57,000,000
1751	180	UVR	28,000,000	58.02%	Bogotá	111,270.47	304,472	1,210	48,261,780
1752	180	UVR	24,105,102	49.95%	Bogotá	95,792.36	262,119	1,042	48,261,780
1753	180	UVR	23,000,000	50.99%	Bogotá	91,400.74	250,102	994	45,104,500
1754	180	UVR	32,000,000	66.30%	Bogotá	127,166.25	347,968	1,383	48,261,850
1755	180	UVR	38,264,676	65.29%	Cali	152,061.73	416,090	1,654	58,603,590
1756	180	UVR	38,910,900	62.36%	Cali	154,629.79	423,117	1,681	62,400,000
1757	180	UVR	20,600,000	42.68%	Pereira	81,863.27	224,004	890	48,261,780
1758	180	UVR	57,000,000	69.54%	Bucaramanga	226,514.88	619,817	2,463	81,961,340
1759	180	UVR	45,000,000	56.25%	Bogotá	178,827.54	489,330	1,945	80,000,000
1760	180	UVR	50,000,000	51.18%	Bogotá	198,697.26	543,700	2,161	97,700,000
1761	180	UVR	42,000,000	65.63%	Cali	166,905.70	456,708	1,815	64,000,000
1762	180	UVR	36,325,035	61.98%	Cali	144,353.70	394,998	1,570	58,603,590
1763	180	UVR	29,260,602	60.63%	Bogotá	116,280.03	318,180	1,264	48,261,780
1764	180	UVR	40,000,000	64.31%	Barranquilla	158,957.81	434,960	1,729	62,200,000
1765	180	UVR	58,600,000	59.96%	Bogotá	232,873.19	637,216	2,532	97,730,000
1766	180	UVR	50,000,000	55.00%	Bogotá	198,697.26	543,700	2,161	90,901,000
1767	180	UVR	59,000,000	63.37%	Bogotá	234,462.77	641,565	2,550	93,100,000
1768	180	UVR	45,000,000	55.50%	Bucaramanga	178,827.54	489,330	1,945	81,077,856
1769	180	UVR	24,104,500	49.95%	Bogotá	95,789.96	262,112	1,042	48,261,780
1770	180	UVR	50,000,000	58.21%	Bogotá	198,697.26	543,700	2,161	85,899,000

Número	Plazo en meses	Amortización	Monto aprobado	LTV	CIUDAD	Valor Credito UVR	Proyección valor cuota pesos	Proyección valor cuota UVR*	Valor vivienda
1771	180	UVR	23,300,000	48.28%	Bogotá	92,592.92	253,364	1,007	48,261,850
1772	180	UVR	26,193,840	54.27%	Calli	104,092.89	284,832	1,132	48,261,850
1773	180	UVR	16,300,000	33.77%	Pereira	64,775.31	177,246	704	48,261,780
1774	180	UVR	60,000,000	62.83%	Bogotá	238,436.71	652,439	2,593	95,500,000
1775	180	UVR	45,000,000	65.22%	Bogotá	178,827.54	489,330	1,945	69,000,000
1776	180	UVR	35,000,000	61.08%	Bogotá	139,088.08	380,590	1,512	57,300,000
1777	180	UVR	26,000,000	57.52%	Calli	103,322.58	282,724	1,124	45,200,000
1778	180	UVR	22,751,982	47.14%	Bucaramanga	90,415.13	247,405	983	48,261,780
1779	180	UVR	35,000,000	56.45%	Calli	139,088.08	380,590	1,512	62,000,000
1780	180	UVR	21,373,074	44.29%	Pereira	84,935.43	232,411	924	48,261,780
1781	180	UVR	33,000,000	68.38%	Bogotá	131,140.19	358,842	1,426	48,261,780
1782	180	UVR	40,000,000	63.86%	Calli	158,957.81	434,960	1,729	62,640,000
1783	180	UVR	21,373,074	44.29%	Pereira	84,935.43	232,411	924	48,261,780
1784	180	UVR	22,752,000	47.14%	Barranquilla	90,415.20	247,405	983	48,261,780
1785	180	UVR	41,000,000	46.28%	Bucaramanga	162,931.75	445,834	1,772	88,593,624
1786	180	UVR	37,000,000	37.87%	Bogotá	147,035.97	402,338	1,599	97,700,000
1787	180	UVR	50,000,000	53.16%	Bucaramanga	198,697.26	543,700	2,161	94,050,313
1788	180	UVR	21,373,074	44.29%	Pereira	84,935.43	232,411	924	48,261,780
1789	180	UVR	23,738,800	43.16%	Bogotá	94,336.69	258,135	1,026	55,000,000
1790	180	UVR	51,000,000	68.00%	Bogotá	202,671.21	554,574	2,204	75,000,000
1791	180	UVR	30,000,000	57.31%	Calli	119,218.36	326,220	1,296	52,344,728
1792	180	UVR	33,380,000	59.88%	Pereira	132,650.29	362,974	1,442	55,744,000
1793	180	UVR	40,000,000	60.51%	Bogotá	158,957.81	434,960	1,729	66,100,000
1794	180	UVR	40,948,000	62.38%	Bogotá	162,725.11	445,268	1,769	65,640,000
1795	180	UVR	35,000,000	49.30%	Bogotá	139,088.08	380,590	1,512	71,000,000
1796	180	UVR	40,000,000	57.14%	Medellín	158,957.81	434,960	1,729	70,000,000
1797	180	UVR	22,752,015	47.14%	Calli	90,415.26	247,405	983	48,261,850
1798	180	UVR	30,090,222	60.30%	Calli	119,576.89	327,201	1,300	49,903,870
1799	180	UVR	31,000,000	59.62%	Calli	123,192.30	337,094	1,340	52,000,000
1800	180	UVR	57,600,000	60.00%	Bogotá	228,899.24	626,342	2,489	96,000,000
1801	180	UVR	27,000,000	54.10%	Calli	107,296.52	293,598	1,167	49,903,870
1802	180	UVR	48,000,000	49.11%	Bogotá	190,749.37	521,952	2,074	97,730,000
1803	180	UVR	24,344,621	47.14%	Barranquilla	96,744.19	264,723	1,052	51,640,104
1804	180	UVR	38,954,131	66.47%	Calli	154,801.58	423,587	1,683	58,603,590
1805	180	UVR	35,000,000	62.50%	Bogotá	139,088.08	380,590	1,512	56,000,000
1806	180	UVR	20,683,000	42.86%	Pereira	82,193.11	224,907	894	48,261,780
1807	180	UVR	45,000,000	54.41%	Bogotá	178,827.54	489,330	1,945	82,700,000
1808	180	UVR	50,000,000	57.38%	Pereira	198,697.26	543,700	2,161	87,136,500
1809	180	UVR	26,000,000	50.00%	Bogotá	103,322.58	282,724	1,124	52,000,000
1810	180	UVR	41,879,265	49.68%	Bogotá	166,425.91	455,395	1,810	84,300,000
1811	180	UVR	29,000,000	60.09%	Bogotá	115,244.41	315,346	1,253	48,261,780
1812	180	UVR	39,000,000	59.54%	Bogotá	154,983.86	424,086	1,685	65,500,000
1813	180	UVR	48,000,000	60.53%	Bogotá	190,749.37	521,952	2,074	79,300,000
1814	180	UVR	38,000,000	60.51%	Calli	151,009.92	413,212	1,642	62,800,000
1815	180	UVR	21,373,000	44.29%	Pereira	84,935.13	232,410	924	48,261,780
1816	180	UVR	20,683,000	42.86%	Pereira	82,193.11	224,907	894	48,261,780
1817	180	UVR	54,000,000	59.27%	Bucaramanga	214,593.04	587,195	2,333	91,113,691
1818	180	UVR	45,000,000	53.13%	Bogotá	178,827.54	489,330	1,945	84,700,000
1819	180	UVR	28,612,382	59.29%	Calli	113,704.04	311,131	1,236	48,261,850
1820	180	UVR	33,000,000	51.56%	Medellín	131,140.19	358,842	1,426	64,000,000
1821	180	UVR	22,752,015	47.14%	Calli	90,415.26	247,405	983	48,261,850
1822	180	UVR	36,610,549	63.98%	Barranquilla	145,488.32	398,103	1,582	57,224,765
1823	180	UVR	25,000,000	37.88%	Medellín	99,348.63	271,850	1,080	66,000,000
1824	180	UVR	63,000,000	64.71%	Bogotá	250,358.55	685,061	2,722	97,350,000
1825	180	UVR	60,000,000	63.83%	Calli	238,436.71	652,439	2,593	94,000,000
1826	180	UVR	40,000,000	55.61%	Bogotá	158,957.81	434,960	1,729	71,929,000
1827	180	UVR	20,683,000	42.86%	Pereira	82,193.11	224,907	894	48,261,780
1828	180	UVR	27,000,000	55.94%	Bogotá	107,296.52	293,598	1,167	48,261,780
1829	180	UVR	33,000,000	34.56%	Medellín	131,140.19	358,842	1,426	95,473,260
1830	180	UVR	27,000,000	55.94%	Medellín	107,296.52	293,598	1,167	48,261,780
1831	180	UVR	50,000,000	62.51%	Bogotá	198,697.26	543,700	2,161	79,990,000
1832	180	UVR	40,000,000	62.29%	Calli	158,957.81	434,960	1,729	64,220,000
1833	180	UVR	35,000,000	58.48%	Calli	139,088.08	380,590	1,512	59,850,000
1834	180	UVR	26,199,322	54.29%	Barranquilla	104,114.67	284,891	1,132	48,261,850
1835	180	UVR	29,892,000	49.82%	Calli	118,789.17	325,045	1,292	60,000,000
1836	180	UVR	26,116,350	50.22%	Calli	103,784.94	283,989	1,129	52,000,000
1837	180	UVR	22,751,982	47.14%	Barranquilla	90,415.13	247,405	983	48,261,780
1838	180	UVR	21,260,000	44.05%	Pereira	84,486.08	231,181	919	48,261,025
1839	180	UVR	68,390,000	70.00%	Bogotá	271,778.11	743,672	2,955	97,700,000
1840	180	UVR	22,752,015	47.14%	Calli	90,415.26	247,405	983	48,261,850
1841	180	UVR	21,000,000	43.51%	Calli	83,452.85	228,354	907	48,261,850
1842	180	UVR	40,000,000	51.28%	Bogotá	158,957.81	434,960	1,729	78,000,000
1843	180	UVR	26,198,525	54.28%	Bogotá	104,111.50	284,883	1,132	48,261,850
1844	180	UVR	21,946,348	45.25%	Calli	87,213.58	238,644	948	48,500,000

Número	Plazo en meses	Amortización	Monto aprobado	LTV	CIUDAD	Valor Credito UVR	Proyección valor cuota pesos	Proyección valor cuota UVR*	Valor vivienda
1845	180	UVR	68,740,000	70.00%	Bogotá	273,168.99	747,478	2,970	98,200,000
1846	180	UVR	53,747,000	63.23%	Bogotá	213,587.63	584,444	2,323	85,000,000
1847	180	UVR	31,013,706	51.82%	Calli	123,246.77	337,243	1,340	59,850,000
1848	180	UVR	20,683,000	42.86%	Perelra	82,193.11	224,907	894	48,261,780
1849	180	UVR	42,000,000	59.75%	Bogotá	166,905.70	456,708	1,815	70,289,100
1850	180	UVR	67,340,000	70.00%	Bogotá	267,605.47	732,255	2,910	96,200,000
1851	180	UVR	51,600,000	65.32%	Bogotá	205,055.57	561,098	2,230	79,000,000
1852	180	UVR	31,381,350	54.25%	Calli	124,707.77	341,241	1,356	57,850,000
1853	180	UVR	45,000,000	60.00%	Barranquilla	178,827.54	489,330	1,945	75,000,000
1854	180	UVR	50,000,000	64.94%	Bogotá	198,697.26	543,700	2,161	77,000,000
1855	180	UVR	26,200,000	50.76%	Bogotá	104,117.36	284,899	1,132	51,617,000
1856	180	UVR	45,000,000	68.81%	Bogotá	178,827.54	489,330	1,945	65,400,000
1857	180	UVR	37,000,000	47.46%	Calli	147,035.97	402,338	1,599	77,960,000
1858	180	UVR	50,000,000	60.24%	Bogotá	198,697.26	543,700	2,161	83,000,000
1859	180	UVR	33,000,000	35.11%	Medellin	131,140.19	358,842	1,426	94,000,000
1860	180	UVR	45,000,000	64.21%	Bogotá	178,827.54	489,330	1,945	70,081,000
1861	180	UVR	65,000,000	69.11%	Bucaramanga	258,306.44	706,809	2,809	94,050,313
1862	180	UVR	43,000,000	56.58%	Bogotá	170,879.64	467,582	1,858	76,000,000
1863	180	UVR	38,000,000	48.47%	Bogotá	151,009.92	413,212	1,642	78,400,000
1864	180	UVR	57,500,000	58.56%	Bucaramanga	228,501.85	625,254	2,485	98,190,000
1865	180	UVR	26,116,350	50.22%	Calli	103,784.94	283,989	1,129	52,000,000
1866	180	UVR	27,556,350	51.41%	Calli	109,507.43	299,647	1,191	53,600,000
1867	180	UVR	50,000,000	63.29%	Calli	198,697.26	543,700	2,161	79,000,000
1868	180	UVR	61,810,000	70.00%	Perelra	245,629.55	672,121	2,671	88,300,000
1869	180	UVR	60,000,000	61.63%	Bogotá	238,436.71	652,439	2,593	97,350,000
1870	180	UVR	28,000,000	51.39%	Bogotá	111,270.47	304,472	1,210	54,490,000
1871	180	UVR	30,000,000	47.86%	Bogotá	119,218.36	326,220	1,296	62,683,650
1872	180	UVR	59,600,000	60.02%	Bogotá	236,847.14	648,090	2,575	99,300,000
1873	180	UVR	25,236,546	49.46%	Calli	100,288.65	274,422	1,091	51,022,440
1874	180	UVR	33,010,900	63.48%	Calli	131,183.51	358,960	1,426	52,000,000
1875	180	UVR	20,000,000	41.44%	Bogotá	79,478.90	217,480	864	48,261,820
1876	180	UVR	37,000,000	52.86%	Bogotá	147,035.97	402,338	1,599	70,000,000
1877	180	UVR	20,000,000	41.44%	Calli	79,478.90	217,480	864	48,261,850
1878	180	UVR	50,000,000	53.72%	Barranquilla	198,697.26	543,700	2,161	93,070,000
1879	180	UVR	28,000,000	58.02%	Bogotá	111,270.47	304,472	1,210	48,261,780
1880	180	UVR	32,500,000	52.74%	Bogotá	129,153.22	353,405	1,404	61,620,000
1881	180	UVR	20,683,000	42.86%	Perelra	82,193.11	224,907	894	48,261,780
1882	180	UVR	44,000,000	58.82%	Bogotá	174,853.59	478,456	1,901	74,809,000
1883	180	UVR	41,000,000	58.57%	Bogotá	162,931.75	445,834	1,772	70,000,000
1884	180	UVR	51,000,000	59.49%	Bucaramanga	202,671.21	554,574	2,204	85,731,920
1885	180	UVR	22,751,982	47.14%	Barranquilla	90,415.13	247,405	983	48,261,780
1886	180	UVR	22,752,015	47.14%	Calli	90,415.26	247,405	983	48,261,850
1887	180	UVR	32,000,000	66.95%	Bogotá	127,166.25	347,968	1,383	47,800,000
1888	180	UVR	22,751,982	47.14%	Barranquilla	90,415.13	247,405	983	48,261,780
1889	180	UVR	59,000,000	63.39%	Bogotá	234,462.77	641,565	2,550	93,076,000
1890	180	UVR	57,000,000	61.24%	Barranquilla	226,514.88	619,817	2,463	93,076,290
1891	180	UVR	50,000,000	53.65%	Bogotá	198,697.26	543,700	2,161	93,200,000
1892	180	UVR	41,000,000	57.79%	Bogotá	162,931.75	445,834	1,772	70,947,000
1893	180	UVR	26,400,000	45.52%	Bogotá	104,912.15	287,073	1,141	58,000,000
1894	180	UVR	22,752,000	47.14%	Barranquilla	90,415.20	247,405	983	48,261,850
1895	180	UVR	39,000,000	40.67%	Medellin	154,983.86	424,086	1,685	95,900,000
1896	180	UVR	52,245,600	55.00%	Bogotá	207,621.15	568,118	2,258	94,992,000
1897	180	UVR	56,000,000	62.22%	Bogotá	222,540.93	608,943	2,420	90,000,000
1898	180	UVR	36,000,000	49.32%	Medellin	143,062.03	391,464	1,556	73,000,000
1899	180	UVR	53,000,000	56.38%	Bucaramanga	210,619.10	576,322	2,290	94,000,000
1900	180	UVR	44,440,000	65.35%	Bogotá	176,602.13	483,240	1,920	68,000,000
1901	180	UVR	27,000,000	58.70%	Barranquilla	107,296.52	293,598	1,167	46,000,000
1902	180	UVR	53,000,000	56.35%	Bucaramanga	210,619.10	576,322	2,290	94,050,313
1903	180	UVR	41,065,900	67.38%	Calli	163,193.64	446,550	1,775	60,950,000
1904	180	UVR	20,683,000	42.86%	Perelra	82,193.11	224,907	894	48,261,780
1905	180	UVR	34,090,900	56.96%	Calli	135,475.37	370,704	1,473	59,850,000
1906	180	UVR	20,000,000	41.44%	Barranquilla	79,478.90	217,480	864	48,261,778
1907	180	UVR	44,000,000	51.16%	Bogotá	174,853.59	478,456	1,901	86,000,000
1908	180	UVR	50,000,000	62.66%	Bogotá	198,697.26	543,700	2,161	79,800,000
1909	180	UVR	40,184,000	55.60%	Bogotá	159,689.01	436,960	1,736	72,273,000
1910	180	UVR	48,000,000	61.22%	Bogotá	190,749.37	521,952	2,074	78,400,000
1911	180	UVR	33,000,000	51.65%	Bogotá	131,140.19	358,842	1,426	63,890,000
1912	180	UVR	27,000,000	45.11%	Calli	107,296.52	293,598	1,167	59,850,000
1913	180	UVR	34,450,900	64.27%	Calli	136,905.99	374,619	1,489	53,600,000
1914	180	UVR	55,000,000	64.71%	Bogotá	218,566.99	598,069	2,377	85,000,000
1915	180	UVR	55,000,000	55.70%	Bogotá	218,566.99	598,069	2,377	98,736,350
1916	180	UVR	23,740,000	44.29%	Calli	94,341.46	258,149	1,026	53,600,000
1917	180	UVR	23,148,000	44.86%	Bogotá	91,988.88	251,711	1,000	51,600,000
1918	180	UVR	60,000,000	64.52%	Bucaramanga	238,436.71	652,439	2,593	93,000,000

Número	Plazo en meses	Amortización	Monto aprobado	LTV	CIUDAD	Valor Credito UVR	Proyección valor cuota pesos	Proyección valor cuota UVR*	Valor vivienda
1919	180	UVR	45,000,000	50.00%	Bucaramanga	178,827.54	489,330	1,945	90,000,000
1920	180	UVR	26,700,000	54.20%	Call	106,104.34	290,336	1,154	49,261,850
1921	180	UVR	68,950,000	70.00%	Bogotá	274,003.52	749,762	2,980	98,500,000
1922	180	UVR	45,000,000	56.79%	Bogotá	178,827.54	489,330	1,945	79,236,300
1923	180	UVR	60,000,000	61.86%	Bogotá	238,436.71	652,439	2,593	97,000,000
1924	180	UVR	37,000,000	44.05%	Barranquilla	147,035.97	402,338	1,599	84,000,000
1925	180	UVR	25,771,650	49.93%	Bogotá	102,415.13	280,241	1,114	51,617,000
1926	180	UVR	45,000,000	63.46%	Bogotá	178,827.54	489,330	1,945	70,907,000
1927	180	UVR	26,000,000	50.00%	Bogotá	103,322.58	282,724	1,124	52,000,000
1928	180	UVR	22,752,015	47.14%	Call	90,415.26	247,405	983	48,261,850
1929	180	UVR	22,752,015	47.14%	Call	90,415.26	247,405	983	48,261,850
1930	180	UVR	26,116,350	50.22%	Bogotá	103,784.94	283,989	1,129	52,000,000
1931	180	UVR	35,000,000	37.63%	Bogotá	139,088.08	380,590	1,512	93,000,000
1932	180	UVR	49,784,000	70.00%	Bogotá	197,838.89	541,351	2,151	71,120,000
1933	180	UVR	50,000,000	65.79%	Bogotá	198,697.26	543,700	2,161	76,000,000
1934	180	UVR	26,000,350	47.27%	Bogotá	103,323.97	282,728	1,124	55,000,000
1935	180	UVR	40,000,000	65.11%	Barranquilla	158,957.81	434,960	1,729	61,439,100
1936	180	UVR	65,000,000	67.71%	Bogotá	258,306.44	706,809	2,809	96,000,000
1937	180	UVR	45,900,000	62.03%	Bogotá	182,404.09	499,116	1,983	74,000,000
1938	180	UVR	50,000,000	59.31%	Bogotá	198,697.26	543,700	2,161	84,300,000
1939	180	UVR	36,000,000	56.69%	Medellin	143,062.03	391,464	1,556	63,500,000
1940	180	UVR	20,000,000	27.63%	Bogotá	79,478.90	217,480	864	72,392,670
1941	180	UVR	22,000,000	43.12%	Call	87,426.79	239,228	951	51,022,440
1942	180	UVR	29,400,000	42.00%	Call	116,833.99	319,695	1,270	70,000,000
1943	180	UVR	19,000,000	39.37%	Medellin	75,504.96	206,606	821	48,262,000
1944	180	UVR	36,628,625	61.20%	Bogotá	145,560.15	398,299	1,583	59,850,000
1945	180	UVR	27,000,000	59.86%	Bogotá	107,296.52	293,598	1,167	45,104,500
1946	180	UVR	60,000,000	65.60%	Bogotá	238,436.71	652,439	2,593	91,470,000
1947	180	UVR	22,752,015	47.14%	Call	90,415.26	247,405	983	48,261,850
1948	180	UVR	33,500,000	59.82%	Bogotá	133,127.17	364,279	1,448	56,000,000
1949	180	UVR	53,000,000	56.99%	Bogotá	210,619.10	576,322	2,290	93,000,000
1950	180	UVR	29,000,000	48.35%	Bogotá	115,244.41	315,346	1,253	59,980,000
1951	180	UVR	45,000,000	53.13%	Bogotá	178,827.54	489,330	1,945	84,700,000
1952	180	UVR	22,000,000	45.58%	Call	87,426.79	239,228	951	48,261,850
1953	180	UVR	22,752,015	47.14%	Call	90,415.26	247,405	983	48,261,850
1954	180	UVR	56,000,000	65.50%	Bogotá	222,540.93	608,943	2,420	85,500,000
1955	180	UVR	22,752,015	47.14%	Call	90,415.26	247,405	983	48,261,850
1956	180	UVR	28,000,000	58.02%	Bogotá	111,270.47	304,472	1,210	48,261,780
1957	180	UVR	22,751,982	47.14%	Barranquilla	90,415.13	247,405	983	48,262,780
1958	180	UVR	29,000,000	58.00%	Bogotá	115,244.41	315,346	1,253	50,000,000
1959	180	UVR	43,000,000	62.11%	Bogotá	170,879.64	467,582	1,858	69,236,000
1960	180	UVR	22,752,015	47.14%	Call	90,415.26	247,405	983	48,261,850
1961	180	UVR	20,000,000	41.44%	Call	79,478.90	217,480	864	48,261,850
1962	180	UVR	32,636,350	54.41%	Bogotá	129,695.07	354,887	1,410	59,980,000
1963	180	UVR	46,000,000	48.91%	Bucaramanga	182,801.48	500,204	1,988	94,050,313
1964	180	UVR	38,000,000	52.05%	Call	151,009.92	413,212	1,642	73,000,000
1965	180	UVR	45,489,780	52.88%	Bucaramanga	180,773.89	494,655	1,966	86,025,576
1966	180	UVR	22,752,015	47.14%	Call	90,415.26	247,405	983	48,261,850
1967	180	UVR	32,217,987	52.28%	Bogotá	128,032.52	350,338	1,392	61,620,000
1968	180	UVR	40,000,000	57.14%	Bogotá	158,957.81	434,960	1,729	70,000,000
1969	180	UVR	23,416,350	47.79%	Bogotá	93,055.29	254,629	1,012	49,000,000
1970	180	UVR	30,000,000	62.16%	Bogotá	119,218.36	326,220	1,296	48,261,780
1971	180	UVR	45,000,000	53.13%	Bogotá	178,827.54	489,330	1,945	84,700,000
1972	180	UVR	20,000,000	41.44%	Bogotá	79,478.90	217,480	864	48,261,850
1973	180	UVR	40,000,000	43.01%	Bogotá	158,957.81	434,960	1,729	93,000,000
1974	180	UVR	26,199,252	54.29%	Bucaramanga	104,114.39	284,890	1,132	48,261,780
1975	180	UVR	45,000,000	62.50%	Bogotá	178,827.54	489,330	1,945	72,000,000
1976	180	UVR	19,707,789	40.84%	Perelra	78,317.67	214,302	852	48,261,780
1977	180	UVR	22,752,015	47.14%	Call	90,415.26	247,405	983	48,261,850
1978	180	UVR	30,000,000	50.78%	Bogotá	119,218.36	326,220	1,296	59,080,000
1979	180	UVR	33,316,350	55.53%	Bogotá	132,397.35	362,282	1,440	60,000,000
1980	180	UVR	22,752,015	47.14%	Call	90,415.26	247,405	983	48,261,850
1981	180	UVR	22,752,015	47.14%	Call	90,415.26	247,405	983	48,261,850
1982	180	UVR	29,390,550	52.82%	Call	116,796.44	319,593	1,270	55,638,000
1983	180	UVR	35,000,000	44.97%	Bogotá	139,088.08	380,590	1,512	77,834,000
1984	180	UVR	37,000,000	51.39%	Bogotá	147,035.97	402,338	1,599	72,000,000
1985	180	UVR	22,752,015	47.14%	Call	90,415.26	247,405	983	48,261,850
1986	180	UVR	60,000,000	60.25%	Barranquilla	238,436.71	652,439	2,593	99,591,000
1987	180	UVR	51,000,000	62.27%	Bogotá	202,671.21	554,574	2,204	81,899,000
1988	180	UVR	24,344,661	47.14%	Call	96,744.35	264,724	1,052	51,640,190
1989	180	UVR	54,000,000	63.89%	Bogotá	214,593.04	587,195	2,333	84,525,000
1990	180	UVR	15,342,000	31.79%	Perelra	60,968.27	166,829	663	48,261,850
1991	180	UVR	29,000,000	48.35%	Bogotá	115,244.41	315,346	1,253	59,980,000
1992	180	UVR	34,000,000	56.41%	Bogotá	135,114.14	369,716	1,469	60,270,000

Número	Plazo en meses	Amortización	Monto aprobado	LTV	CIUDAD	Valor Credito UVR	Proyección valor cuota pesos	Proyección valor cuota UVR*	Valor vivienda
1993	180	UVR	22,751,982	47.14%	Barranquilla	90,415.13	247,405	983	48,261,780
1994	180	UVR	26,000,000	44.37%	Call	103,322.58	282,724	1,124	58,603,590
1995	180	UVR	33,700,000	47.10%	Bogotá	133,921.95	366,453	1,456	71,553,000
1996	180	UVR	33,010,900	63.48%	Bogotá	131,183.51	358,960	1,426	52,000,000
1997	180	UVR	50,000,000	56.82%	Bogotá	198,697.26	543,700	2,161	88,000,000
1998	180	UVR	60,000,000	65.72%	Bogotá	238,436.71	652,439	2,593	91,300,000
1999	180	UVR	30,000,000	49.78%	Bogotá	119,218.36	326,220	1,296	60,270,000
2000	180	UVR	45,000,000	53.89%	Bogotá	178,827.54	489,330	1,945	83,500,000
2001	180	UVR	40,000,000	54.57%	Bogotá	158,957.81	434,960	1,729	73,300,000
2002	180	UVR	32,000,000	53.33%	Bogotá	127,166.25	347,968	1,383	60,000,000
2003	180	UVR	47,375,000	47.85%	Bogotá	188,265.66	515,155	2,047	99,000,000
2004	180	UVR	36,306,425	61.03%	Bogotá	144,279.74	394,796	1,569	59,492,000
2005	180	UVR	22,752,000	47.14%	Barranquilla	90,415.20	247,405	983	48,261,850
2006	180	UVR	26,000,000	49.06%	Bogotá	103,322.58	282,724	1,124	53,000,000
2007	180	UVR	40,211,000	67.02%	Barranquilla	159,796.31	437,254	1,738	60,000,000
2008	180	UVR	26,116,900	50.22%	Bogotá	103,787.13	283,995	1,129	52,000,000
2009	180	UVR	56,000,000	57.90%	Bogotá	222,540.93	608,943	2,420	96,722,000
2010	180	UVR	54,282,000	60.00%	Bogotá	215,713.69	590,262	2,346	90,470,000
2011	180	UVR	31,000,000	62.12%	Cali	123,192.30	337,094	1,340	49,903,870
2012	180	UVR	22,751,982	47.14%	Barranquilla	90,415.13	247,405	983	48,261,780
2013	180	UVR	40,000,000	60.08%	Cali	158,957.81	434,960	1,729	66,575,000
2014	180	UVR	50,000,000	69.18%	Bogotá	198,697.26	543,700	2,161	72,274,000
2015	180	UVR	41,200,000	56.08%	Perelra	163,726.54	448,008	1,780	73,467,000
2016	180	UVR	45,000,000	53.13%	Bogotá	178,827.54	489,330	1,945	84,700,000
2017	180	UVR	12,688,289	26.29%	Bucaramanga	50,422.57	137,972	548	48,261,780
2018	180	UVR	55,800,000	61.50%	Cali	221,746.14	606,769	2,411	90,738,945
2019	180	UVR	32,000,000	57.14%	Cali	127,166.25	347,968	1,383	56,000,000
2020	180	UVR	45,000,000	53.13%	Bogotá	178,827.54	489,330	1,945	84,700,000
2021	180	UVR	33,000,000	51.78%	Bogotá	131,140.19	358,842	1,426	63,731,000
2022	180	UVR	26,199,252	54.29%	Bucaramanga	104,114.39	284,890	1,132	48,261,780
2023	180	UVR	14,486,000	30.02%	Perelra	57,566.57	157,521	626	48,262,256
2024	180	UVR	30,800,000	57.89%	Medellín	122,397.51	334,919	1,331	53,200,000
2025	180	UVR	60,000,000	66.77%	Cali	238,436.71	652,439	2,593	89,866,424
2026	180	UVR	38,500,000	53.94%	Bogotá	152,996.89	418,649	1,664	71,373,000
2027	180	UVR	18,602,501	38.54%	Medellín	73,925.32	202,283	804	48,261,850
2028	180	UVR	25,236,546	49.46%	Cali	100,288.65	274,422	1,091	51,022,440
2029	180	UVR	45,100,000	68.44%	Bogotá	179,224.93	490,417	1,949	65,894,000
2030	180	UVR	22,751,982	47.14%	Bucaramanga	90,415.13	247,405	983	48,261,810
2031	180	UVR	38,000,000	46.91%	Bucaramanga	151,009.92	413,212	1,642	81,000,000
2032	180	UVR	50,000,000	62.50%	Bogotá	198,697.26	543,700	2,161	80,000,000
2033	180	UVR	-25,772,300	49.93%	Bogotá	102,417.71	280,248	1,114	51,617,000
2034	180	UVR	30,000,000	30.83%	Bogotá	119,218.36	326,220	1,296	97,300,000
2035	180	UVR	25,771,700	49.93%	Bogotá	102,415.32	280,241	1,114	51,617,000
2036	180	UVR	21,373,000	44.29%	Pereira	84,935.13	232,410	924	48,261,850
2037	180	UVR	29,000,000	55.77%	Bogotá	115,244.41	315,346	1,253	52,000,000
2038	180	UVR	56,140,000	70.00%	Bogotá	223,097.28	610,466	2,426	80,200,000
2039	180	UVR	20,683,185	42.86%	Pereira	82,193.84	224,909	894	48,261,385
2040	180	UVR	24,500,000	50.76%	Bucaramanga	97,361.66	266,413	1,059	48,261,780
2041	180	UVR	28,118,625	51.12%	Cali	111,741.88	305,762	1,215	55,000,000
2042	180	UVR	29,000,000	55.77%	Bogotá	115,244.41	315,346	1,253	52,000,000
2043	180	UVR	22,752,000	47.14%	Barranquilla	90,415.20	247,405	983	48,261,850
2044	180	UVR	44,000,000	55.00%	Bogotá	174,853.59	478,456	1,901	80,000,000
2045	180	UVR	24,300,000	47.08%	Bogotá	96,566.87	264,238	1,050	51,617,000
2046	180	UVR	48,000,000	55.81%	Bucaramanga	190,749.37	521,952	2,074	86,000,000
2047	180	UVR	46,000,000	62.51%	Bogotá	182,801.48	500,204	1,988	73,583,000
2048	180	UVR	19,910,000	44.14%	Bogotá	79,121.25	216,501	860	45,104,500
2049	180	UVR	22,752,015	47.14%	Medellín	90,415.26	247,405	983	48,261,850
2050	180	UVR	47,700,000	48.08%	Bogotá	189,557.19	518,689	2,061	99,200,000
2051	180	UVR	65,835,000	70.00%	Bucaramanga	261,624.68	715,889	2,845	94,050,312
2052	180	UVR	35,600,000	52.35%	Bogotá	141,472.45	387,114	1,538	68,000,000
2053	180	UVR	28,000,000	50.91%	Bogotá	111,270.47	304,472	1,210	55,000,000
2054	180	UVR	37,000,000	52.01%	Bogotá	147,035.97	402,338	1,599	71,144,000
2055	180	UVR	57,000,000	68.71%	Bogotá	226,514.88	619,817	2,463	82,962,000
2056	180	UVR	35,500,000	59.17%	Bogotá	141,075.06	386,027	1,534	60,000,000
2057	180	UVR	26,930,625	52.17%	Bogotá	107,020.83	292,843	1,164	51,617,000
2058	180	UVR	35,000,000	51.09%	Bogotá	139,088.08	380,590	1,512	68,500,000
2059	180	UVR	54,300,000	69.63%	Bogotá	215,785.23	590,458	2,346	77,983,100
2060	180	UVR	30,000,000	42.25%	Cali	119,218.36	326,220	1,296	71,000,000
2061	180	UVR	26,400,000	49.81%	Bogotá	104,912.15	287,073	1,141	53,000,000
2062	180	UVR	25,500,000	40.11%	Bogotá	101,335.60	277,287	1,102	63,583,000
2063	180	UVR	29,000,000	55.77%	Bogotá	115,244.41	315,346	1,253	52,000,000
2064	180	UVR	43,000,000	47.30%	Bogotá	170,879.64	467,582	1,858	90,901,000
2065	180	UVR	47,000,000	57.60%	Bogotá	186,775.43	511,078	2,031	81,600,000
2066	180	UVR	38,000,000	56.94%	Cali	151,009.92	413,212	1,642	66,740,000

Número	Plazo en meses	Amortización	Monto aprobado	LTV	CIUDAD	Valor Crédito UVR	Proyección valor cuota pesos	Proyección valor cuota UVR*	Valor vivienda
2067	180	UVR	50,000,000	65.79%	Bogotá	198,697.26	543,700	2,161	76,000,000
2068	180	UVR	38,000,000	57.85%	Bogotá	151,009.92	413,212	1,642	65,683,000
2069	180	UVR	25,771,650	49.93%	Bogotá	102,415.13	280,241	1,114	51,617,000
2070	180	UVR	45,000,000	50.00%	Bogotá	178,827.54	489,330	1,945	90,000,000
2071	180	UVR	33,600,000	61.09%	Bogotá	133,524.56	365,366	1,452	55,000,000
2072	180	UVR	24,600,000	47.97%	Call	97,759.05	267,500	1,063	51,283,650
2073	180	UVR	62,496,000	63.00%	Bogotá	248,355.68	679,581	2,701	99,200,000
2074	180	UVR	28,000,000	50.91%	Bogotá	111,270.47	304,472	1,210	55,000,000
2075	180	UVR	22,752,015	47.14%	Medellín	90,415.26	247,405	983	48,261,850
2076	180	UVR	26,199,290	54.29%	Call	104,114.54	284,891	1,132	48,261,850
2077	180	UVR	22,210,900	43.55%	Pereira	88,264.90	241,521	960	51,000,000
2078	180	UVR	22,752,015	47.14%	Medellín	90,415.26	247,405	983	48,261,850
2079	180	UVR	18,615,321	38.57%	Medellín	73,976.27	202,423	804	48,261,850
2080	180	UVR	15,318,160	31.74%	Medellín	60,873.53	166,570	662	48,261,850
2081	180	UVR	22,752,015	47.14%	Call	90,415.26	247,405	983	48,261,850
2082	180	UVR	26,000,000	50.00%	Bogotá	103,322.58	282,724	1,124	52,000,000
2083	180	UVR	15,000,000	29.44%	Call	59,609.18	163,110	648	50,950,000
2084	180	UVR	22,062,560	45.71%	Medellín	87,675.40	239,908	953	48,261,850
2085	180	UVR	50,000,000	57.07%	Bogotá	198,697.26	543,700	2,161	87,615,000
2086	180	UVR	38,200,000	48.97%	Bogotá	151,804.71	415,386	1,651	78,000,000
2087	180	UVR	24,344,621	50.44%	Barranquilla	96,744.19	264,723	1,052	48,261,851
2088	180	UVR	22,578,200	46.78%	Medellín	89,724.53	245,515	976	48,261,850
2089	180	UVR	25,000,000	48.08%	Bogotá	99,348.63	271,850	1,080	52,000,000
2090	180	UVR	25,315,350	49.04%	Bogotá	100,601.81	275,279	1,094	51,617,000
2091	180	UVR	50,000,000	61.73%	Bucaramanga	198,697.26	543,700	2,161	81,000,000
2092	180	UVR	22,752,000	47.14%	Barranquilla	90,415.20	247,405	983	48,261,850
2093	180	UVR	26,316,350	50.03%	Bogotá	104,579.73	286,164	1,137	52,600,000
2094	180	UVR	26,116,000	50.22%	Bogotá	103,783.55	283,985	1,129	52,000,000
2095	180	UVR	53,000,000	55.79%	Bogotá	210,619.10	576,322	2,290	95,000,000
2096	180	UVR	30,000,000	45.45%	Bogotá	119,218.36	326,220	1,296	66,000,000
2097	180	UVR	29,000,000	38.50%	Bogotá	115,244.41	315,346	1,253	75,330,000
2098	180	UVR	55,000,000	60.42%	Bogotá	218,566.99	598,069	2,377	91,036,000
2099	180	UVR	26,200,000	50.38%	Bogotá	104,117.36	284,899	1,132	52,000,000
2100	180	UVR	51,000,000	63.59%	Bogotá	202,671.21	554,574	2,204	80,200,000
2101	180	UVR	45,000,000	47.37%	Bogotá	178,827.54	489,330	1,945	95,000,000
2102	180	UVR	52,000,000	64.36%	Bogotá	206,645.15	565,448	2,247	80,800,000
2103	180	UVR	26,116,350	50.22%	Bogotá	103,784.94	283,989	1,129	52,000,000
2104	180	UVR	26,100,000	54.08%	Bogotá	103,719.97	283,811	1,128	48,261,850
2105	180	UVR	28,000,000	51.20%	Bogotá	111,270.47	304,472	1,210	54,683,650
2106	180	UVR	39,000,000	61.90%	Barranquilla	154,983.86	424,086	1,685	63,000,000
2107	180	UVR	30,103,626	57.23%	Bogotá	119,630.16	327,347	1,301	52,600,000
2108	180	UVR	24,000,000	46.15%	Bogotá	95,374.69	260,976	1,037	52,000,000
2109	180	UVR	27,000,000	52.14%	Bogotá	107,296.52	293,598	1,167	51,780,000
2110	180	UVR	20,683,650	42.86%	Pereira	82,195.69	224,914	894	48,261,850
2111	180	UVR	22,752,015	47.14%	Call	90,415.26	247,405	983	48,261,850
2112	180	UVR	53,000,000	61.63%	Barranquilla	210,619.10	576,322	2,290	86,000,000
2113	180	UVR	22,000,000	42.64%	Bogotá	87,426.79	239,228	951	51,600,000
2114	180	UVR	45,000,000	58.15%	Bogotá	178,827.54	489,330	1,945	77,383,000
2115	180	UVR	41,550,000	62.01%	Bogotá	165,117.42	451,814	1,795	67,000,000
2116	180	UVR	26,199,227	54.29%	Bucaramanga	104,114.29	284,890	1,132	48,261,780
2117	180	UVR	40,200,000	59.39%	Bogotá	159,752.60	437,134	1,737	67,692,000
2118	180	UVR	30,000,000	50.00%	Bogotá	119,218.36	326,220	1,296	60,000,000
2119	180	UVR	25,700,000	49.82%	Bogotá	102,130.39	279,462	1,111	51,583,000
2120	180	UVR	25,316,350	49.46%	Bogotá	100,605.79	275,290	1,094	51,190,000
2121	180	UVR	29,563,625	56.85%	Pereira	117,484.23	321,475	1,278	52,000,000
2122	180	UVR	25,358,155	49.57%	Call	100,771.92	275,744	1,096	51,157,561
2123	180	UVR	22,752,015	47.14%	Medellín	90,415.26	247,405	983	48,261,850
2124	180	UVR	35,000,000	37.75%	Bogotá	139,088.08	380,590	1,512	92,713,536
2125	180	UVR	48,000,000	65.19%	Bogotá	190,749.37	521,952	2,074	73,636,000
2126	180	UVR	29,807,505	56.67%	Bogotá	118,453.39	324,127	1,288	52,600,374
2127	180	UVR	44,800,000	56.71%	Bogotá	178,032.75	487,155	1,936	79,000,000
2128	180	UVR	50,000,000	63.61%	Bogotá	198,697.26	543,700	2,161	78,600,000
2129	180	UVR	37,500,000	57.69%	Bogotá	149,022.95	407,775	1,620	65,000,000
2130	180	UVR	45,902,500	70.00%	Call	182,414.02	499,143	1,984	65,575,000
2131	180	UVR	22,752,015	47.14%	Call	90,415.26	247,405	983	48,261,850
2132	180	UVR	27,500,000	50.93%	Bogotá	109,283.49	299,035	1,188	54,000,000
2133	180	UVR	40,000,000	63.25%	Bogotá	158,957.81	434,960	1,729	63,239,000
2134	180	UVR	23,246,350	44.19%	Bogotá	92,379.72	252,781	1,005	52,600,000
2135	180	UVR	43,000,000	58.14%	Bogotá	170,879.64	467,582	1,858	73,961,000
2136	180	UVR	25,771,850	49.93%	Bogotá	102,415.92	280,243	1,114	51,617,000
2137	180	UVR	40,000,000	50.84%	Bogotá	158,957.81	434,960	1,729	78,683,650
2138	180	UVR	25,771,650	49.93%	Bogotá	102,415.13	280,241	1,114	51,617,000
2139	180	UVR	50,000,000	56.05%	Bogotá	198,697.26	543,700	2,161	89,200,000
2140	180	UVR	50,000,000	55.93%	Bogotá	198,697.26	543,700	2,161	89,400,000

Número	Plazo en meses	Amortización	Monto aprobado	LTV	CIUDAD	Valor Credito UVR	Proyección valor cuota pesos	Proyección valor cuota UVR*	Valor vivienda
2141	180	UVR	25,000,000	35.97%	Bogotá	99,348.63	271,850	1,080	69,500,000
2142	180	UVR	22,752,015	47.14%	Cali	90,415.26	247,405	983	48,261,850
2143	180	UVR	25,733,350	49.85%	Bogotá	102,262.92	279,824	1,112	51,617,000
2144	180	UVR	22,752,015	47.14%	Medellin	90,415.26	247,405	983	48,261,850
2145	180	UVR	22,000,000	41.83%	Bogotá	87,426.79	239,228	951	52,600,000
2146	180	UVR	30,103,626	57.23%	Bogotá	119,630.16	327,347	1,301	52,600,000
2147	180	UVR	38,000,000	54.68%	Bogotá	151,009.92	413,212	1,642	69,500,000
2148	180	UVR	29,716,350	53.06%	Bogotá	118,091.15	323,135	1,284	56,000,000
2149	180	UVR	55,000,000	67.25%	Bogotá	218,566.99	598,069	2,377	81,789,100
2150	180	UVR	35,000,000	66.54%	Bogotá	139,088.08	380,590	1,512	52,600,000
2151	180	UVR	26,400,000	50.19%	Bogotá	104,912.15	287,073	1,141	52,600,000
2152	180	UVR	26,740,000	50.84%	Bogotá	106,263.30	290,771	1,156	52,600,000
2153	180	UVR	48,000,000	56.67%	Bogotá	190,749.37	521,952	2,074	84,700,000
2154	180	UVR	26,000,000	49.43%	Bogotá	103,322.58	282,724	1,124	52,600,000
2155	180	UVR	26,116,350	50.22%	Bogotá	103,784.94	283,989	1,129	52,000,000
2156	180	UVR	26,656,350	50.68%	Bogotá	105,930.87	289,861	1,152	52,600,000
2157	180	UVR	22,252,462	46.11%	Medellin	88,430.07	241,973	962	48,261,850
2158	180	UVR	25,000,000	48.08%	Bogotá	99,348.63	271,850	1,080	52,000,000
2159	180	UVR	33,000,000	68.75%	Medellin	131,140.19	358,842	1,426	48,000,000
2160	180	UVR	53,000,000	65.24%	Bogotá	210,619.10	576,322	2,290	81,236,000
2161	180	UVR	25,000,000	49.07%	Cali	99,348.63	271,850	1,080	50,950,000
2162	180	UVR	30,000,000	33.30%	Bogotá	119,218.36	326,220	1,296	90,100,000
2163	180	UVR	26,400,000	50.19%	Bogotá	104,912.15	287,073	1,141	52,600,000
2164	180	UVR	26,116,350	50.22%	Bogotá	103,784.94	283,989	1,129	52,000,000
2165	180	UVR	60,000,000	64.52%	Bogotá	238,436.71	652,439	2,593	93,000,000
2166	180	UVR	32,165,100	51.73%	Pereira	127,822.35	349,763	1,390	62,175,000
2167	180	UVR	48,000,000	58.54%	Bogotá	190,749.37	521,952	2,074	82,000,000
2168	180	UVR	26,100,000	50.19%	Bogotá	103,719.97	283,811	1,128	52,000,000
2169	180	UVR	50,820,000	70.00%	Pereira	201,955.90	552,616	2,196	72,600,000
2170	180	UVR	26,116,350	50.22%	Bogotá	103,784.94	283,989	1,129	52,000,000
2171	180	UVR	41,000,000	43.59%	Bucaramanga	162,931.75	445,834	1,772	94,050,313
2172	180	UVR	57,000,000	63.33%	Bogotá	226,514.88	619,817	2,463	90,000,000
2173	180	UVR	25,916,274	49.27%	Bogotá	102,989.85	281,813	1,120	52,600,000
2174	180	UVR	26,657,000	50.68%	Bogotá	105,933.46	289,868	1,152	52,600,000
2175	180	UVR	28,000,000	45.55%	Bogotá	111,270.47	304,472	1,210	61,471,000
2176	180	UVR	26,300,000	50.00%	Bogotá	104,514.76	285,986	1,136	52,600,000
2177	180	UVR	35,379,000	64.33%	Bogotá	140,594.21	384,711	1,529	55,000,000
2178	180	UVR	45,000,000	56.47%	Bucaramanga	178,827.54	489,330	1,945	79,694,414
2179	180	UVR	25,616,350	48.70%	Bogotá	101,797.97	278,552	1,107	52,600,000
2180	180	UVR	26,655,000	50.67%	Bogotá	105,925.51	289,846	1,152	52,600,000
2181	180	UVR	40,000,000	53.33%	Bogotá	158,957.81	434,960	1,729	75,000,000
2182	180	UVR	26,000,000	49.92%	Cali	103,322.58	282,724	1,124	52,083,650
2183	180	UVR	22,752,015	47.14%	Medellin	90,415.26	247,405	983	48,261,850
2184	180	UVR	18,000,000	37.30%	Cali	71,531.01	195,732	778	48,261,850
2185	180	UVR	24,000,000	47.11%	Cali	95,374.69	260,976	1,037	50,950,000
2186	180	UVR	26,000,000	53.87%	Bogotá	103,322.58	282,724	1,124	48,261,780
2187	180	UVR	85,150,000	69.98%	Bogotá	258,902.53	708,440	2,815	93,100,000
2188	180	UVR	45,000,000	57.48%	Bogotá	178,827.54	489,330	1,945	78,289,000
2189	180	UVR	15,000,000	15.87%	Bogotá	59,609.18	163,110	648	94,500,000
2190	180	UVR	26,600,000	50.57%	Bogotá	105,706.94	289,248	1,149	52,600,000
2191	180	UVR	26,600,000	50.57%	Bogotá	105,706.94	289,248	1,149	52,600,000
2192	180	UVR	25,000,000	49.07%	Cali	99,348.63	271,850	1,080	50,950,000
2193	180	UVR	64,300,000	66.77%	Bogotá	255,524.68	699,198	2,779	96,300,000
2194	180	UVR	32,500,000	54.91%	Bogotá	129,153.22	353,405	1,404	59,183,650
2195	180	UVR	50,000,000	67.57%	Barranquilla	198,697.26	543,700	2,161	73,999,100
2196	180	UVR	58,500,000	62.90%	Bogotá	232,475.80	636,128	2,528	93,000,000
2197	180	UVR	58,000,000	66.67%	Bogotá	230,488.82	630,691	2,506	87,000,000
2198	180	UVR	50,000,000	53.76%	Bogotá	198,697.26	543,700	2,161	93,000,000
2199	180	UVR	63,000,000	70.00%	Bogotá	250,358.55	685,061	2,722	90,000,000
2200	180	UVR	26,500,000	50.38%	Bogotá	105,309.55	288,161	1,145	52,600,000
2201	180	UVR	26,616,350	50.60%	Bogotá	105,771.92	289,426	1,150	52,600,000
2202	180	UVR	50,000,000	56.90%	Bogotá	198,697.26	543,700	2,161	87,876,250
2203	180	UVR	26,656,350	50.68%	Bogotá	105,930.87	289,861	1,152	52,600,000
2204	180	UVR	28,000,000	51.68%	Cali	111,270.47	304,472	1,210	54,183,650
2205	180	UVR	30,103,625	57.23%	Bogotá	119,630.16	327,347	1,301	52,600,000
2206	180	UVR	33,100,000	55.63%	Barranquilla	131,537.59	359,929	1,430	59,499,392
2207	180	UVR	26,655,000	50.67%	Bogotá	105,925.51	289,846	1,152	52,600,000
2208	180	UVR	20,603,037	42.69%	Medellin	81,875.34	224,037	890	48,261,850
2209	180	UVR	24,363,626	46.85%	Bogotá	96,819.72	264,930	1,053	52,000,000
2210	180	UVR	37,000,000	57.00%	Bogotá	147,035.97	402,338	1,589	64,907,000
2211	180	UVR	24,772,280	47.99%	Bogotá	98,443.68	269,374	1,070	51,617,000
2212	180	UVR	28,000,000	51.20%	Cali	111,270.47	304,472	1,210	54,883,650
2213	180	UVR	29,615,100	50.05%	Pereira	117,688.79	322,034	1,280	59,175,000
2214	180	UVR	25,771,650	49.93%	Bogotá	102,415.13	280,241	1,114	51,617,000

Número	Plazo en meses	Amortización	Monto aprobado	LTV	CIUDAD	Valor Credito UVR	Proyección valor cuota pesos	Proyección valor cuota UVR*	Valor vivienda
2215	180	UVR	26,656,350	50.68%	Bogotá	105,930.87	289,861	1,152	52,600,000
2216	180	UVR	20,000,000	41.44%	Bogotá	79,478.90	217,480	864	48,261,780
2217	180	UVR	48,000,000	60.87%	Bogotá	190,749.37	521,952	2,074	78,860,000
2218	180	UVR	26,656,350	50.68%	Bogotá	105,930.87	289,861	1,152	52,600,000
2219	180	UVR	26,655,000	50.67%	Bogotá	105,925.51	289,846	1,152	52,600,000
2220	180	UVR	22,752,000	47.14%	Barranquilla	90,415.20	247,405	983	48,261,850
2221	180	UVR	31,196,000	60.69%	Calí	123,971.20	339,225	1,348	51,398,870
2222	180	UVR	26,655,000	50.67%	Bogotá	105,925.51	289,846	1,152	52,600,000
2223	180	UVR	22,752,015	47.14%	Medellín	90,415.26	247,405	983	48,261,850
2224	180	UVR	26,000,000	49.43%	Bogotá	103,322.58	282,724	1,124	52,600,000
2225	180	UVR	45,000,000	59.71%	Perelra	178,827.54	489,330	1,945	75,360,000
2226	180	UVR	26,655,000	50.67%	Bogotá	105,925.51	289,846	1,152	52,600,000
2227	180	UVR	26,655,000	50.67%	Bogotá	105,925.51	289,846	1,152	52,600,000
2228	180	UVR	31,320,000	48.39%	Calí	124,463.96	340,573	1,353	64,730,000
2229	180	UVR	38,000,000	59.38%	Barranquilla	151,009.92	413,212	1,642	64,000,000
2230	180	UVR	26,655,000	50.67%	Bogotá	105,925.51	289,846	1,152	52,600,000
2231	180	UVR	26,380,000	52.76%	Bogotá	104,832.68	286,856	1,140	50,000,000
2232	180	UVR	26,655,000	50.67%	Bogotá	105,925.51	289,846	1,152	52,600,000
2233	180	UVR	26,655,000	50.67%	Bogotá	105,925.51	289,846	1,152	52,600,000
2234	180	UVR	29,900,000	50.68%	Bogotá	118,820.96	325,132	1,292	59,000,000
2235	180	UVR	54,000,000	58.37%	Bucaramanga	214,593.04	587,195	2,333	92,508,258
2236	180	UVR	17,236,375	35.71%	Medellín	68,496.41	187,428	745	48,261,850
2237	180	UVR	45,000,000	63.72%	Perelra	178,827.54	489,330	1,945	70,617,000
2238	180	UVR	44,000,000	68.02%	Barranquilla	174,853.59	478,456	1,901	64,689,100
2239	180	UVR	53,000,000	56.50%	Medellín	210,619.10	576,322	2,290	93,800,000
2240	180	UVR	26,655,000	50.67%	Bogotá	105,925.51	289,846	1,152	52,600,000
2241	180	UVR	61,000,000	61.83%	Calí	242,410.66	663,313	2,636	98,661,010
2242	180	UVR	24,000,000	46.15%	Bogotá	95,374.69	260,976	1,037	52,000,000
2243	180	UVR	26,656,350	50.68%	Bogotá	105,930.87	289,861	1,152	52,600,000
2244	180	UVR	58,500,000	69.89%	Bogotá	232,475.80	636,128	2,528	83,700,000
2245	180	UVR	27,245,690	52.78%	Bogotá	108,272.88	296,269	1,177	51,617,700
2246	180	UVR	17,405,000	35.76%	Bogotá	69,166.52	189,262	752	48,666,850
2247	180	UVR	30,103,625	57.23%	Bogotá	119,630.16	327,347	1,301	52,600,000
2248	180	UVR	21,000,000	43.28%	Barranquilla	83,452.85	228,354	907	48,516,254
2249	180	UVR	60,000,000	68.57%	Medellín	238,436.71	652,439	2,593	87,500,000
2250	180	UVR	34,000,000	42.94%	Bogotá	135,114.14	369,716	1,469	79,183,000
2251	180	UVR	59,920,000	70.00%	Perelra	238,118.80	651,570	2,589	85,600,000
2252	180	UVR	36,000,000	55.48%	Bogotá	143,062.03	391,464	1,556	64,890,000
2253	180	UVR	39,000,000	47.56%	Bogotá	154,983.86	424,086	1,685	82,000,000
2254	180	UVR	26,657,000	50.68%	Bogotá	105,933.46	289,868	1,152	52,600,000
2255	180	UVR	30,103,625	57.23%	Bogotá	119,630.16	327,347	1,301	52,600,000
2256	180	UVR	30,103,625	57.23%	Bogotá	119,630.16	327,347	1,301	52,600,000
2257	180	UVR	29,646,565	61.43%	Calí	117,813.83	322,376	1,281	48,261,850
2258	180	UVR	30,000,000	57.03%	Bogotá	119,218.36	326,220	1,296	52,600,000
2259	180	UVR	23,700,000	31.60%	Bogotá	94,182.50	257,714	1,024	75,000,000
2260	180	UVR	50,000,000	60.07%	Bogotá	198,697.26	543,700	2,161	83,236,000
2261	180	UVR	45,000,000	54.94%	Bogotá	178,827.54	489,330	1,945	81,911,000
2262	180	UVR	26,593,037	50.56%	Bogotá	105,679.27	289,172	1,149	52,600,000
2263	180	UVR	20,000,000	41.44%	Barranquilla	79,478.90	217,480	864	48,261,817
2264	180	UVR	65,149,000	70.00%	Barranquilla	258,898.56	708,430	2,815	93,070,000
2265	180	UVR	45,000,000	66.88%	Barranquilla	178,827.54	489,330	1,945	67,289,100
2266	180	UVR	26,116,350	50.22%	Bogotá	103,784.94	283,989	1,129	52,000,000
2267	180	UVR	26,655,000	50.67%	Bogotá	105,925.51	289,846	1,152	52,600,000
2268	180	UVR	37,400,000	55.80%	Calí	148,625.55	406,687	1,616	67,020,000
2269	180	UVR	26,655,000	50.67%	Bogotá	105,925.51	289,846	1,152	52,600,000
2270	180	UVR	23,000,000	45.10%	Bogotá	91,400.74	250,102	994	51,000,000
2271	180	UVR	67,900,000	70.00%	Bogotá	269,830.88	738,344	2,934	97,000,000
2272	180	UVR	28,000,000	29.54%	Bogotá	111,270.47	304,472	1,210	94,783,000
2273	180	UVR	30,000,000	42.86%	Bucaramanga	119,218.36	326,220	1,296	70,000,000
2274	180	UVR	30,103,626	57.23%	Bogotá	119,630.16	327,347	1,301	52,600,000
2275	180	UVR	35,000,000	51.69%	Bogotá	139,088.08	380,590	1,512	67,716,000
2276	180	UVR	25,000,000	51.80%	Medellín	99,348.63	271,850	1,080	48,261,850
2277	180	UVR	37,400,000	47.90%	Bogotá	148,625.55	406,687	1,616	78,083,000
2278	180	UVR	45,500,000	50.00%	Bogotá	180,814.51	494,767	1,966	91,000,000
2279	180	UVR	40,000,000	48.19%	Bogotá	158,957.81	434,960	1,729	83,000,000
2280	180	UVR	17,441,470	36.14%	Medellín	69,311.45	189,658	754	48,261,850
2281	180	UVR	40,000,000	49.51%	Bogotá	158,957.81	434,960	1,729	80,798,000
2282	180	UVR	26,000,000	49.43%	Bogotá	103,322.58	282,724	1,124	52,597,000
2283	180	UVR	26,000,000	49.43%	Bogotá	103,322.58	282,724	1,124	52,600,000
2284	180	UVR	26,656,350	47.03%	Bogotá	105,930.87	289,861	1,152	56,683,650
2285	180	UVR	26,656,350	50.68%	Bogotá	105,930.87	289,861	1,152	52,600,000
2286	180	UVR	28,900,000	51.94%	Calí	114,847.02	314,258	1,249	55,638,000
2287	180	UVR	20,000,000	39.25%	Calí	79,478.90	217,480	864	50,950,000
2288	180	UVR	32,000,000	52.45%	Bogotá	127,166.25	347,968	1,383	61,010,000

Número	Plazo en meses	Amortización	Monto aprobado	LTV	CIUDAD	Valor Credito UVR	Proyección valor cuota pesos	Proyección valor cuota UVR*	Valor vivienda
2289	180	UVR	30,000,000	52.93%	Calli	119,218.36	326,220	1,296	56,683,650
2290	180	UVR	35,000,000	56.45%	Calli	139,088.08	380,590	1,512	62,000,000
2291	180	UVR	38,000,000	55.07%	Calli	151,009.92	413,212	1,642	69,000,000
2292	180	UVR	48,000,000	54.55%	Bogotá	190,749.37	521,952	2,074	88,000,000
2293	180	UVR	30,000,000	34.21%	Bogotá	119,218.36	326,220	1,296	87,700,000
2294	180	UVR	50,000,000	69.44%	Bogotá	198,697.26	543,700	2,161	72,000,000
2295	180	UVR	26,656,350	50.68%	Bogotá	105,930.87	289,861	1,152	52,600,000
2296	180	UVR	22,751,982	47.14%	Barranquilla	90,415.13	247,405	983	48,261,817
2297	180	UVR	37,000,000	45.32%	Bogotá	147,035.97	402,338	1,599	81,633,000
2298	180	UVR	30,104,000	57.23%	Bogotá	119,631.65	327,351	1,301	52,600,374
2299	180	UVR	61,390,000	70.00%	Bogotá	243,960.50	667,554	2,653	87,700,000
2300	180	UVR	22,752,015	47.14%	Calli	90,415.26	247,405	983	48,261,850
2301	180	UVR	26,655,000	50.67%	Bogotá	105,925.51	289,846	1,152	52,600,000
2302	180	UVR	22,752,000	47.14%	Barranquilla	90,415.20	247,405	983	48,261,850
2303	180	UVR	20,435,138	41.75%	Medellín	81,208.12	222,212	883	48,951,305
2304	180	UVR	23,000,000	44.56%	Bogotá	91,400.74	250,102	994	51,617,770
2305	180	UVR	26,000,000	47.27%	Bogotá	103,322.58	282,724	1,124	55,000,000
2306	180	UVR	41,350,000	43.53%	Bogotá	164,322.64	449,640	1,787	95,000,000
2307	180	UVR	26,116,350	50.22%	Bogotá	103,784.94	283,989	1,129	52,000,000
2308	180	UVR	26,600,000	50.57%	Bogotá	105,706.94	289,248	1,149	52,600,000
2309	180	UVR	26,000,000	50.39%	Bogotá	103,322.58	282,724	1,124	51,600,000
2310	180	UVR	38,000,000	60.32%	Barranquilla	151,009.92	413,212	1,642	63,000,000
2311	180	UVR	33,000,000	47.83%	Calli	131,140.19	358,842	1,426	69,000,000
2312	180	UVR	28,421,393	48.17%	Bogotá	112,945.06	309,054	1,228	59,000,000
2313	180	UVR	31,000,000	41.33%	Medellín	123,192.30	337,094	1,340	75,000,000
2314	180	UVR	22,752,015	47.14%	Calli	90,415.26	247,405	983	48,261,850
2315	180	UVR	26,600,000	51.15%	Bogotá	105,706.94	289,248	1,149	52,000,000
2316	180	UVR	40,000,000	55.56%	Bogotá	158,957.81	434,960	1,729	72,000,000
2317	180	UVR	50,000,000	52.64%	Bogotá	198,697.26	543,700	2,161	94,992,000
2318	180	UVR	26,400,000	40.55%	Calli	104,912.15	287,073	1,141	65,100,000
2319	180	UVR	32,263,625	58.66%	Calli	128,213.88	350,834	1,394	55,000,000
2320	180	UVR	22,752,015	47.14%	Calli	90,415.26	247,405	983	48,261,850
2321	180	UVR	17,363,361	35.98%	Perelra	69,001.05	188,809	750	48,261,850
2322	180	UVR	30,103,626	57.23%	Bogotá	119,630.16	327,347	1,301	52,600,000
2323	180	UVR	30,000,000	52.63%	Calli	119,218.36	326,220	1,296	57,000,000
2324	180	UVR	26,655,000	50.67%	Bogotá	105,925.51	289,846	1,152	52,600,000
2325	180	UVR	29,000,000	51.79%	Calli	115,244.41	315,346	1,253	56,000,000
2326	180	UVR	24,000,000	43.64%	Calli	95,374.69	260,976	1,037	55,000,000
2327	180	UVR	33,000,000	53.23%	Calli	131,140.19	358,842	1,426	62,000,000
2328	180	UVR	22,000,000	42.31%	Bogotá	87,426.79	239,228	951	52,000,000
2329	180	UVR	45,000,000	48.39%	Bogotá	178,827.54	489,330	1,945	93,000,000
2330	180	UVR	22,000,000	42.31%	Bogotá	87,426.79	239,228	951	52,000,000
2331	180	UVR	22,751,982	47.14%	Barranquilla	90,415.13	247,405	983	48,261,787
2332	180	UVR	25,575,333	49.76%	Calli	101,634.97	278,106	1,105	51,398,870
2333	180	UVR	30,316,350	53.48%	Bogotá	120,475.51	329,660	1,310	56,690,000
2334	180	UVR	26,655,000	50.67%	Bogotá	105,925.51	289,846	1,152	52,600,000
2335	180	UVR	63,910,000	70.00%	Bogotá	253,974.84	694,957	2,762	91,300,000
2336	180	UVR	30,000,000	58.14%	Bogotá	119,218.36	326,220	1,296	51,600,000
2337	180	UVR	28,816,350	52.39%	Calli	114,514.60	313,349	1,245	55,000,000
2338	180	UVR	55,000,000	67.08%	Bogotá	218,566.99	598,069	2,377	81,989,100
2339	180	UVR	28,816,350	52.39%	Calli	114,514.60	313,349	1,245	55,000,000
2340	180	UVR	26,200,000	47.64%	Bogotá	104,117.36	284,899	1,132	55,000,000
2341	180	UVR	37,600,000	42.87%	Bogotá	149,420.34	408,862	1,625	87,700,000
2342	180	UVR	40,000,000	50.44%	Bogotá	158,957.81	434,960	1,729	79,300,000
2343	180	UVR	34,000,000	54.84%	Calli	135,114.14	369,716	1,469	62,000,000
2344	180	UVR	23,000,000	44.23%	Calli	91,400.74	250,102	994	52,000,000
2345	180	UVR	29,000,000	52.48%	Bogotá	115,244.41	315,346	1,253	55,254,000
2346	180	UVR	26,656,350	50.68%	Bogotá	105,930.87	289,861	1,152	52,600,000
2347	180	UVR	26,655,000	50.67%	Bogotá	105,925.51	289,846	1,152	52,600,000
2348	180	UVR	42,593,000	60.85%	Barranquilla	169,262.25	463,156	1,841	70,000,000
2349	180	UVR	26,400,000	48.00%	Calli	104,912.15	287,073	1,141	55,000,000
2350	180	UVR	47,000,000	48.30%	Bogotá	186,775.43	511,078	2,031	97,300,000
2351	180	UVR	49,280,000	70.00%	Bogotá	195,836.02	535,870	2,130	70,400,000
2352	180	UVR	28,566,350	51.94%	Calli	113,521.11	310,630	1,234	55,000,000
2353	180	UVR	45,700,000	55.06%	Bogotá	181,609.30	496,941	1,975	83,000,000
2354	180	UVR	33,500,000	54.03%	Calli	133,127.17	364,279	1,448	62,000,000
2355	180	UVR	26,000,000	43.33%	Calli	103,322.58	282,724	1,124	60,000,000
2356	180	UVR	37,000,000	52.86%	Calli	147,035.97	402,338	1,599	70,000,000
2357	180	UVR	25,575,333	48.40%	Calli	101,634.97	278,106	1,105	52,846,730
2358	180	UVR	27,000,000	45.00%	Calli	107,296.52	293,598	1,167	60,000,000
2359	180	UVR	33,000,000	52.38%	Calli	131,140.19	358,842	1,426	63,000,000
2360	180	UVR	30,000,000	33.15%	Bogotá	119,218.36	326,220	1,296	90,500,000
2361	180	UVR	38,615,608	64.90%	Barranquilla	153,456.31	419,906	1,669	59,499,652
2362	180	UVR	20,980,745	39.89%	Bogotá	83,376.33	228,144	907	52,600,000

Número	Plazo en meses	Amortización	Monto aprobado	LTV	CIUDAD	Valor Crédito UVR	Proyección valor cuota pesos	Proyección valor cuota UVR*	Valor vivienda
2363	180	UVR	40,210,900	67.02%	Call	159,795.91	437,253	1,738	60,000,000
2364	180	UVR	26,655,000	50.67%	Bogotá	105,925.51	289,846	1,152	52,600,000
2365	180	UVR	45,000,000	62.07%	Call	178,827.54	489,330	1,945	72,500,000
2366	180	UVR	29,400,000	54.84%	Bogotá	116,833.99	319,695	1,270	53,610,000
2367	180	UVR	26,655,000	51.62%	Bogotá	105,925.51	289,846	1,152	51,640,190
2368	180	UVR	45,000,000	64.60%	Bogotá	178,827.54	489,330	1,945	69,660,000
2369	180	UVR	61,390,000	70.00%	Bogotá	243,960.50	667,554	2,653	87,700,000
2370	180	UVR	42,000,000	56.26%	Medellín	166,905.70	456,708	1,815	74,650,000
2371	180	UVR	48,000,000	65.00%	Barranquilla	190,749.37	521,952	2,074	73,850,000
2372	180	UVR	29,000,000	55.56%	Medellín	115,244.41	315,346	1,253	52,200,000
2373	180	UVR	33,100,000	59.11%	Call	131,537.59	359,929	1,430	56,000,000
2374	180	UVR	32,000,000	38.55%	Bogotá	127,166.25	347,968	1,383	83,000,000
2375	180	UVR	36,200,000	57.21%	Bogotá	143,856.82	393,638	1,564	63,273,000
2376	180	UVR	26,655,000	50.67%	Bogotá	105,925.51	289,846	1,152	52,600,000
2377	180	UVR	25,000,000	51.80%	Medellín	99,348.63	271,850	1,080	48,261,850
2378	180	UVR	25,000,000	45.05%	Call	99,348.63	271,850	1,080	55,500,000
2379	180	UVR	26,655,000	50.67%	Bogotá	105,925.51	289,846	1,152	52,600,000
2380	180	UVR	37,000,000	52.86%	Barranquilla	147,035.97	402,338	1,599	70,000,000
2381	180	UVR	26,655,000	50.67%	Bogotá	105,925.51	289,846	1,152	52,600,000
2382	180	UVR	25,000,000	47.53%	Bogotá	99,348.63	271,850	1,080	52,600,000
2383	180	UVR	50,000,000	63.29%	Bogotá	198,697.26	543,700	2,161	79,000,000
2384	180	UVR	37,000,000	56.92%	Call	147,035.97	402,338	1,599	65,000,000
2385	180	UVR	41,000,000	41.84%	Medellín	162,931.75	445,834	1,772	98,000,000
2386	180	UVR	28,816,350	52.39%	Call	114,514.60	313,349	1,245	55,000,000
2387	180	UVR	53,000,000	53.72%	Call	210,619.10	576,322	2,290	98,661,010
2388	180	UVR	24,000,000	45.63%	Bogotá	95,374.69	260,976	1,037	52,600,000
2389	180	UVR	34,000,000	55.74%	Call	135,114.14	369,716	1,469	61,000,000
2390	180	UVR	60,000,000	60.84%	Bogotá	238,436.71	652,439	2,593	98,625,000
2391	180	UVR	30,000,000	35.41%	Bucaramanga	119,218.36	326,220	1,296	84,718,054
2392	180	UVR	64,630,000	69.49%	Bogotá	256,836.08	702,786	2,793	93,000,000
2393	180	UVR	35,500,000	43.87%	Bogotá	145,049.00	396,901	1,577	83,200,000
2394	180	UVR	32,000,000	51.61%	Bogotá	127,166.25	347,968	1,383	62,000,000
2395	180	UVR	39,000,000	40.21%	Bogotá	154,983.86	424,086	1,685	97,000,000
2396	180	UVR	53,400,000	67.95%	Medellín	212,208.68	580,671	2,308	78,592,000
2397	180	UVR	23,500,000	42.73%	Call	93,387.71	255,539	1,015	55,000,000
2398	180	UVR	22,751,982	47.14%	Barranquilla	90,415.13	247,405	983	48,261,787
2399	180	UVR	35,700,000	41.17%	Bucaramanga	141,869.84	388,201	1,543	86,718,501
2400	180	UVR	25,000,000	48.08%	Call	99,348.63	271,850	1,080	52,000,000
2401	180	UVR	23,390,850	47.74%	Bogotá	92,953.96	254,352	1,011	49,000,000
2402	180	UVR	25,000,000	48.19%	Call	99,348.63	271,850	1,080	51,881,489
2403	180	UVR	34,000,000	55.74%	Call	135,114.14	369,716	1,469	61,000,000
2404	180	UVR	26,400,000	51.36%	Call	104,912.15	287,073	1,141	51,398,870
2405	180	UVR	25,000,000	47.80%	Medellín	99,348.63	271,850	1,080	52,300,000
2406	180	UVR	37,000,000	56.92%	Call	147,035.97	402,338	1,599	65,000,000
2407	180	UVR	26,000,000	50.00%	Call	103,322.58	282,724	1,124	52,000,000
2408	180	UVR	30,000,000	48.39%	Bogotá	119,218.36	326,220	1,296	62,000,000
2409	180	UVR	60,000,000	67.58%	Bogotá	238,436.71	652,439	2,593	88,789,000
2410	180	UVR	67,760,000	70.00%	Bogotá	269,274.53	736,822	2,928	96,800,000
2411	180	UVR	45,000,000	63.65%	Bogotá	178,827.54	489,330	1,945	70,700,000
2412	180	UVR	45,000,000	55.02%	Bogotá	178,827.54	489,330	1,945	81,789,000
2413	180	UVR	30,000,000	41.97%	Bogotá	119,218.36	326,220	1,296	71,480,000
2414	180	UVR	46,505,000	54.75%	Bogotá	184,808.32	505,895	2,010	84,941,000
2415	180	UVR	33,000,000	34.27%	Bogotá	131,140.19	358,842	1,426	96,300,000
2416	180	UVR	55,000,000	55.56%	Bogotá	218,566.99	598,069	2,377	99,000,000
2417	180	UVR	60,813,911	65.34%	Call	241,871.15	661,290	2,628	93,076,290
2418	180	UVR	39,500,000	52.67%	Bogotá	156,970.84	429,523	1,707	75,000,000
2419	180	UVR	39,000,000	61.90%	Call	154,983.86	424,086	1,685	63,000,000
2420	180	UVR	26,700,000	48.55%	Call	106,104.34	290,336	1,154	55,000,000
2421	180	UVR	62,544,556	67.83%	Bucaramanga	248,548.84	680,109	2,703	92,208,508
2422	180	UVR	45,000,000	56.25%	Bogotá	178,827.54	489,330	1,945	80,000,000
2423	180	UVR	50,000,000	54.35%	Bogotá	198,697.26	543,700	2,161	92,000,000
2424	180	UVR	35,000,000	55.56%	Call	139,088.08	380,590	1,512	63,000,000
2425	180	UVR	30,103,626	57.23%	Bogotá	119,830.16	327,347	1,301	52,800,000
2426	180	UVR	21,000,000	55.63%	Pereira	83,452.85	228,354	907	37,750,000
2427	180	UVR	45,000,000	60.00%	Bogotá	178,827.54	489,330	1,945	75,000,000
2428	180	UVR	41,000,000	60.60%	Call	162,931.75	445,834	1,772	87,858,750
2429	180	UVR	34,000,000	52.88%	Bogotá	135,114.14	369,716	1,469	64,300,000
2430	180	UVR	36,000,000	51.43%	Call	143,062.03	391,464	1,556	70,000,000
2431	180	UVR	22,752,015	47.14%	Barranquilla	90,415.26	247,405	983	48,261,850
2432	180	UVR	43,756,825	63.83%	Bogotá	173,887.23	475,811	1,891	68,547,725
2433	180	UVR	58,500,000	64.79%	Bogotá	232,475.80	636,128	2,528	90,289,100
2434	180	UVR	31,000,000	51.17%	Bogotá	123,192.30	337,094	1,340	60,583,850
2435	180	UVR	45,000,000	54.22%	Bogotá	178,827.54	489,330	1,945	83,000,000
2436	180	UVR	36,000,000	53.16%	Bogotá	143,062.03	391,464	1,556	67,716,000

Número	Plazo en meses	Amortización	Monto aprobado	LTV	CIUDAD	Valor Credito UVR	Proyección valor cuota pesos	Proyección valor cuota UVR*	Valor vivienda
2437	180	UVR	30,000,000	62.16%	Medellin	119,218.36	326,220	1,296	48,261,850
2438	180	UVR	63,800,000	65.28%	Medellin	253,537.71	693,761	2,757	97,730,104
2439	180	UVR	29,456,966	56.78%	Cañ	117,060.37	320,315	1,273	51,881,489
2440	180	UVR	26,400,000	43.28%	Bogotá	104,912.15	287,073	1,141	61,000,000
2441	180	UVR	38,000,000	54.29%	Bogotá	151,009.92	413,212	1,642	70,000,000
2442	180	UVR	58,000,000	62.37%	Bogotá	230,488.82	630,691	2,506	93,000,000
2443	180	UVR	60,000,000	63.73%	Bucaramanga	238,436.71	652,439	2,593	94,150,313
2444	180	UVR	38,500,000	57.46%	Cañ	152,996.89	418,649	1,664	87,000,000
2445	180	UVR	58,000,000	69.88%	Bogotá	230,488.82	630,691	2,506	83,000,000
2446	180	UVR	35,000,000	53.53%	Bogotá	139,088.08	380,590	1,512	65,383,000
2447	180	UVR	42,715,013	49.50%	Cañ	169,747.12	464,483	1,846	86,290,000
2448	180	UVR	26,655,000	50.67%	Bogotá	105,925.51	289,846	1,152	52,600,000
2449	180	UVR	30,000,000	46.19%	Bogotá	119,218.36	326,220	1,296	64,943,000
2450	180	UVR	26,000,000	46.20%	Bogotá	103,322.58	282,724	1,124	58,281,000
2451	180	UVR	25,575,333	49.76%	Cañ	101,634.97	278,106	1,105	51,398,870
2452	180	UVR	38,000,000	52.78%	Bogotá	151,009.92	413,212	1,642	72,000,000
2453	180	UVR	22,752,015	47.14%	Medellin	90,415.26	247,405	983	48,261,850
2454	180	UVR	58,000,000	58.51%	Bogotá	230,488.82	630,691	2,506	99,130,000
2455	180	UVR	49,200,000	69.93%	Bogotá	185,518.11	535,000	2,126	70,357,000
2456	180	UVR	36,000,000	55.38%	Cañ	143,062.03	391,484	1,556	65,000,000
2457	180	UVR	30,000,000	50.00%	Cañ	119,218.36	326,220	1,296	60,000,000
2458	180	UVR	23,000,000	44.23%	Bogotá	91,400.74	250,102	994	52,000,000
2459	180	UVR	22,516,350	46.91%	Bogotá	89,478.74	244,843	973	48,000,000
2460	180	UVR	26,655,000	50.67%	Bogotá	105,925.51	289,846	1,152	52,600,000
2461	180	UVR	17,925,830	37.14%	Bogotá	71,238.27	194,925	775	48,261,850
2462	180	UVR	52,000,000	60.51%	Bogotá	206,645.15	565,448	2,247	85,933,000
2463	180	UVR	48,126,774	55.95%	Bucaramanga	191,253.16	523,330	2,080	86,013,030
2464	180	UVR	69,300,000	70.00%	Bogotá	275,394.40	753,568	2,995	99,000,000
2465	180	UVR	50,580,000	60.00%	Bogotá	201,002.15	550,006	2,186	84,300,000
2466	180	UVR	32,000,000	53.33%	Cañ	127,166.25	347,988	1,383	60,000,000
2467	180	UVR	29,010,920	55.79%	Barranquilla	115,287.81	315,464	1,254	52,000,000
2468	180	UVR	29,000,000	44.65%	Bogotá	115,244.41	315,346	1,253	64,943,000
2469	180	UVR	26,671,650	50.69%	Bogotá	105,991.68	290,027	1,153	52,617,000
2470	180	UVR	22,752,015	47.14%	Barranquilla	90,415.26	247,405	983	48,261,850
2471	180	UVR	25,900,000	45.44%	Medellin	102,925.18	281,636	1,119	57,000,000
2472	180	UVR	50,800,000	65.81%	Bogotá	201,876.42	552,399	2,195	77,192,000
2473	180	UVR	49,200,000	69.64%	Bogotá	195,518.11	535,000	2,126	70,650,000
2474	180	UVR	26,656,350	50.68%	Bogotá	105,930.87	289,861	1,152	52,600,000
2475	180	UVR	33,000,000	55.00%	Cañ	131,140.19	358,842	1,426	60,000,000
2476	180	UVR	26,116,350	50.22%	Bogotá	103,784.94	283,989	1,129	52,000,000
2477	180	UVR	52,400,000	59.41%	Bogotá	208,234.73	569,797	2,264	88,206,000
2478	180	UVR	27,500,000	50.00%	Cañ	109,283.49	299,035	1,188	55,000,000
2479	180	UVR	49,400,000	69.92%	Bogotá	196,312.89	537,175	2,135	70,650,000
2480	180	UVR	40,000,000	58.24%	Bogotá	158,957.81	434,960	1,729	68,678,550
2481	180	UVR	25,000,000	41.67%	Medellin	99,348.63	271,850	1,080	60,000,000
2482	180	UVR	23,000,000	43.73%	Bogotá	91,400.74	250,102	994	52,600,000
2483	180	UVR	35,000,000	50.00%	Medellin	139,088.08	380,590	1,512	70,000,000
2484	180	UVR	22,752,015	47.14%	Cañ	90,415.26	247,405	983	48,261,850
2485	180	UVR	55,000,000	59.14%	Bogotá	218,586.99	598,089	2,377	93,000,000
2486	180	UVR	26,656,350	50.68%	Bogotá	105,930.87	289,861	1,152	52,600,000
2487	180	UVR	20,683,650	42.86%	Pereira	82,195.69	224,914	894	48,261,780
2488	180	UVR	35,000,000	54.43%	Bogotá	139,088.08	380,590	1,512	64,300,000
2489	180	UVR	26,655,000	50.67%	Bogotá	105,925.51	289,846	1,152	52,600,000
2490	180	UVR	40,250,000	55.60%	Cañ	159,951.30	437,678	1,739	72,392,670
2491	180	UVR	34,300,000	53.95%	Bogotá	136,306.32	372,978	1,482	63,575,000
2492	180	UVR	39,000,000	68.18%	Medellin	154,983.86	424,086	1,685	57,200,000
2493	180	UVR	38,600,000	55.91%	Bogotá	153,394.29	419,736	1,668	69,043,100
2494	180	UVR	42,000,000	55.26%	Bogotá	166,905.70	456,708	1,815	76,000,000
2495	180	UVR	22,751,982	47.14%	Barranquilla	90,415.13	247,405	983	48,261,787
2496	180	UVR	44,652,000	68.76%	Barranquilla	177,444.60	485,545	1,930	84,935,000
2497	180	UVR	28,816,350	52.39%	Cañ	114,514.60	313,349	1,245	55,000,000
2498	180	UVR	35,000,000	51.78%	Bogotá	139,088.08	380,590	1,512	67,600,000
2499	180	UVR	22,752,015	47.14%	Cañ	90,415.26	247,405	983	48,261,850
2500	180	UVR	35,502,000	48.63%	Bogotá	141,083.00	386,048	1,534	72,999,970
2501	180	UVR	40,000,000	45.45%	Bucaramanga	158,957.81	434,960	1,729	88,000,000
2502	180	UVR	26,656,350	50.68%	Bogotá	105,930.87	289,861	1,152	52,600,000
2503	180	UVR	38,316,000	53.93%	Bogotá	152,285.89	416,648	1,656	71,053,000
2504	180	UVR	50,000,000	58.14%	Bogotá	198,697.26	543,700	2,161	86,000,000
2505	180	UVR	58,300,000	59.96%	Bogotá	231,681.01	633,954	2,519	97,230,000
2506	180	UVR	21,000,000	37.10%	Bogotá	83,452.85	228,354	907	56,600,000
2507	180	UVR	50,000,000	56.95%	Bogotá	198,697.26	543,700	2,161	87,789,500
2508	180	UVR	35,360,955	55.32%	Bogotá	140,522.50	384,515	1,528	63,916,000
2509	180	UVR	47,000,000	62.01%	Bogotá	186,775.43	511,078	2,031	75,800,000
2510	180	UVR	24,300,000	25.71%	Medellin	96,566.87	264,238	1,050	94,500,000

Número	Plazo en meses	Amortización	Monto aprobado	LTV	CIUDAD	Valor Credito UVR	Proyección valor cuota pesos	Proyección valor cuota UVR*	Valor vivienda
2511	180	UVR	25,000,000	51.80%	Medellin	99,348.63	271,850	1,080	48,261,850
2512	180	UVR	40,000,000	50.63%	Bogotá	158,957.81	434,960	1,729	79,000,000
2513	180	UVR	27,166,350	51.06%	Bogotá	107,957.59	295,407	1,174	53,200,000
2514	180	UVR	22,771,815	47.16%	Barranquilla	90,493.95	247,621	984	48,281,650
2515	180	UVR	49,000,000	59.19%	Bogotá	194,723.32	532,826	2,117	82,786,000
2516	180	UVR	35,817,393	62.59%	Barranquilla	142,336.36	389,478	1,548	57,224,765
2517	180	UVR	38,000,000	47.70%	Bogotá	151,009.92	413,212	1,642	79,670,000
2518	180	UVR	32,310,000	50.82%	Bogotá	128,398.17	351,339	1,396	63,575,000
2519	180	UVR	45,000,000	53.39%	Bogotá	178,827.54	489,330	1,945	84,289,000
2520	180	UVR	39,000,000	55.71%	Bogotá	154,983.86	424,086	1,685	70,000,000
2521	180	UVR	34,700,000	61.63%	Bogotá	137,895.90	377,327	1,499	56,300,000
2522	180	UVR	36,000,000	51.78%	Bogotá	143,062.03	391,464	1,556	69,522,000
2523	180	UVR	26,656,350	50.68%	Bogotá	105,930.87	289,861	1,152	52,600,000
2524	180	UVR	26,000,000	39.39%	Bogotá	103,322.58	282,724	1,124	66,000,000
2525	180	UVR	37,881,350	54.98%	Pereira	150,538.41	411,921	1,637	68,900,000
2526	180	UVR	40,040,000	70.00%	Medellin	159,116.77	435,395	1,730	57,200,000
2527	180	UVR	26,656,350	50.68%	Bogotá	105,930.87	289,861	1,152	52,600,000
2528	180	UVR	48,665,400	70.00%	Bogotá	193,393.63	529,187	2,103	69,522,000
2529	180	UVR	22,752,015	47.14%	Barranquilla	90,415.26	247,405	983	48,261,850
2530	180	UVR	30,000,000	53.30%	Bogotá	119,218.36	326,220	1,296	58,287,770
2531	180	UVR	24,000,000	42.25%	Bogotá	95,374.69	260,976	1,037	56,800,000
2532	180	UVR	29,570,900	61.27%	Bogotá	117,513.14	321,554	1,278	48,260,000
2533	180	UVR	30,000,000	54.35%	Bogotá	119,218.36	326,220	1,296	55,200,000
2534	180	UVR	40,000,000	49.58%	Bogotá	158,957.81	434,960	1,729	80,683,000
2535	180	UVR	30,000,000	52.82%	Bogotá	119,218.36	326,220	1,296	56,800,000
2536	180	UVR	38,000,000	52.73%	Bogotá	151,009.92	413,212	1,642	72,063,000
2537	180	UVR	50,000,000	62.58%	Bogotá	198,697.26	543,700	2,161	79,900,000
2538	180	UVR	50,000,000	64.18%	Bogotá	198,697.26	543,700	2,161	77,900,000
2539	180	UVR	35,000,000	55.05%	Bogotá	139,088.08	380,590	1,512	63,575,000
2540	180	UVR	39,760,000	70.00%	Bogotá	158,004.06	432,350	1,718	56,800,000
2541	180	UVR	25,000,000	51.80%	Medellin	99,348.63	271,850	1,080	48,261,850
2542	180	UVR	49,700,000	66.80%	Bogotá	197,505.08	540,437	2,148	74,400,000
2543	180	UVR	34,000,000	60.40%	Bogotá	135,114.14	369,716	1,469	56,287,770
2544	180	UVR	45,000,000	60.71%	Bogotá	178,827.54	489,330	1,945	74,117,000
2545	180	UVR	26,400,000	50.19%	Bogotá	104,912.15	287,073	1,141	52,600,000
2546	180	UVR	35,000,000	50.00%	Bogotá	139,088.08	380,590	1,512	70,000,000
2547	180	UVR	32,000,000	36.08%	Bogotá	127,166.25	347,968	1,383	88,683,000
2548	180	UVR	34,000,000	52.31%	Bogotá	135,114.14	369,716	1,469	85,000,000
2549	180	UVR	46,000,000	54.89%	Bogotá	182,801.48	500,204	1,988	83,800,000
2550	180	UVR	60,000,000	60.25%	Barranquilla	238,436.71	652,439	2,593	99,591,000
2551	180	UVR	42,000,000	62.69%	Bogotá	166,905.70	456,708	1,815	67,000,000
2552	180	UVR	25,000,000	51.80%	Medellin	99,348.63	271,850	1,080	48,261,850
2553	180	UVR	27,199,950	51.12%	Calí	108,091.11	295,772	1,175	53,204,000
2554	180	UVR	49,822,620	70.00%	Pereira	197,992.36	541,771	2,153	71,176,000
2555	180	UVR	45,000,000	64.73%	Bogotá	178,827.54	489,330	1,945	69,522,000
2556	180	UVR	45,000,000	64.54%	Bogotá	178,827.54	489,330	1,945	69,729,000
2557	180	UVR	25,000,000	45.45%	Calí	99,348.63	271,850	1,080	55,000,000
2558	180	UVR	22,751,952	47.14%	Bucaramanga	90,415.01	247,405	983	48,261,780
2559	180	UVR	19,000,000	31.67%	Bogotá	75,504.86	206,606	821	60,000,000
2560	180	UVR	54,600,000	70.00%	Bogotá	216,977.41	593,720	2,359	78,000,000
2561	180	UVR	25,000,000	36.23%	Calí	99,348.63	271,850	1,080	69,000,000
2562	180	UVR	46,000,000	59.91%	Bogotá	182,801.48	500,204	1,988	76,778,000
2563	180	UVR	30,000,000	46.95%	Calí	119,218.36	326,220	1,296	63,900,000
2564	180	UVR	40,000,000	50.00%	Bogotá	158,957.81	434,960	1,729	80,000,000
2565	180	UVR	41,000,000	56.81%	Bogotá	162,931.75	445,834	1,772	72,166,000
2566	180	UVR	26,000,000	47.06%	Bogotá	103,322.58	282,724	1,124	55,250,000
2567	180	UVR	50,000,000	60.24%	Bogotá	198,697.26	543,700	2,161	82,999,100
2568	180	UVR	39,000,000	41.05%	Bogotá	154,983.86	424,086	1,685	95,000,000
2569	180	UVR	31,000,000	42.47%	Bogotá	123,192.30	337,094	1,340	73,000,000
2570	180	UVR	26,656,350	50.68%	Bogotá	105,930.87	289,861	1,152	52,600,000
2571	180	UVR	60,000,000	62.76%	Bogotá	238,436.71	652,439	2,593	95,600,000
2572	180	UVR	39,900,000	49.88%	Bogotá	158,580.41	433,872	1,724	80,000,000
2573	180	UVR	60,000,000	68.42%	Bogotá	238,436.71	652,439	2,593	87,700,000
2574	180	UVR	26,655,000	50.67%	Bogotá	105,925.51	289,846	1,152	52,600,000
2575	180	UVR	54,000,000	64.21%	Bogotá	214,593.04	587,195	2,333	84,100,000
2576	180	UVR	45,000,000	62.89%	Bogotá	178,827.54	489,330	1,945	71,550,000
2577	180	UVR	19,356,350	33.84%	Medellin	76,921.07	210,481	836	57,200,000
2578	180	UVR	37,000,000	56.06%	Calí	147,035.97	402,338	1,599	66,000,000
2579	180	UVR	30,000,000	56.39%	Bogotá	119,218.36	326,220	1,296	53,200,000
2580	180	UVR	24,000,000	43.64%	Bogotá	95,374.69	260,976	1,037	55,000,000
2581	180	UVR	40,000,000	61.54%	Bogotá	158,957.81	434,960	1,729	65,000,000
2582	180	UVR	44,000,000	55.00%	Bogotá	174,853.59	478,456	1,901	80,000,000
2583	180	UVR	40,000,000	61.98%	Bogotá	158,957.81	434,960	1,729	64,538,000
2584	180	UVR	35,300,000	58.83%	Calí	140,280.27	383,852	1,525	60,000,000

Número	Plazo en meses	Amortización	Monto aprobado	LTV	CIUDAD	Valor Credito UVR	Proyección valor cuota pesos	Proyección valor cuota UVR*	Valor vivienda
2585	180	UVR	38,200,000	47.81%	Bogotá	151,804.71	415,386	1,851	79,900,000
2586	180	UVR	33,000,000	58.72%	Bogotá	131,140.19	358,842	1,426	56,200,000
2587	180	UVR	30,000,000	50.00%	Bogotá	119,218.36	326,220	1,296	60,000,000
2588	180	UVR	33,000,000	51.72%	Bogotá	131,140.19	358,842	1,426	63,800,000
2589	180	UVR	44,000,000	50.17%	Bogotá	174,853.59	478,456	1,901	87,700,000
2590	180	UVR	22,752,015	47.14%	Barranquilla	90,415.26	247,405	983	48,261,850
2591	180	UVR	30,000,000	47.19%	Bogotá	119,218.36	326,220	1,296	63,575,000
2592	180	UVR	37,663,625	61.74%	Bogotá	149,673.18	409,654	1,628	61,000,000
2593	180	UVR	38,000,000	57.53%	Bogotá	151,009.92	413,212	1,642	66,054,000
2594	180	UVR	25,000,000	51.80%	Medellín	99,348.63	271,850	1,080	48,261,850
2595	180	UVR	25,000,000	51.80%	Medellín	99,348.63	271,850	1,080	48,261,850
2596	180	UVR	37,000,000	56.92%	Cali	147,035.97	402,338	1,599	65,000,000
2597	180	UVR	44,000,000	62.51%	Bogotá	174,853.59	478,456	1,901	70,390,000
2598	180	UVR	47,000,000	63.41%	Cali	186,775.43	511,078	2,031	74,117,000
2599	180	UVR	48,000,000	57.83%	Bogotá	190,749.37	521,952	2,074	83,000,000
2600	180	UVR	26,199,290	54.29%	Barranquilla	104,114.54	284,891	1,132	48,261,850
2601	180	UVR	49,000,000	62.10%	Bogotá	194,723.32	532,826	2,117	78,900,000
2602	180	UVR	43,000,000	51.81%	Medellín	170,879.84	467,582	1,858	83,000,000
2603	180	UVR	38,000,000	59.05%	Bogotá	151,009.92	413,212	1,642	64,356,000
2604	180	UVR	27,800,000	41.49%	Bogotá	110,475.68	302,297	1,201	67,000,000
2605	180	UVR	35,000,000	46.30%	Bogotá	139,088.08	380,590	1,512	75,800,000
2606	180	UVR	24,000,000	45.28%	Bogotá	95,374.69	260,976	1,037	53,000,000
2607	180	UVR	33,000,000	52.79%	Bogotá	131,140.19	358,842	1,426	62,506,000
2608	180	UVR	27,500,000	49.29%	Bogotá	109,680.89	300,122	1,193	56,000,000
2609	180	UVR	52,200,000	60.00%	Bogotá	207,439.94	567,622	2,256	87,000,000
2610	180	UVR	27,016,350	50.97%	Cali	107,361.50	293,776	1,167	53,000,000
2611	180	UVR	47,400,000	55.05%	Bogotá	188,365.00	515,427	2,048	86,100,000
2612	180	UVR	33,000,000	51.28%	Bogotá	131,140.19	358,842	1,426	64,356,000
2613	180	UVR	36,500,000	57.41%	Bogotá	145,049.00	396,901	1,577	63,575,000
2614	180	UVR	36,000,000	38.37%	Bogotá	143,062.03	391,464	1,556	93,817,170
2615	180	UVR	46,000,000	57.74%	Bogotá	182,801.48	500,204	1,988	79,670,000
2616	180	UVR	45,000,000	68.13%	Bogotá	178,827.54	489,330	1,945	66,054,000
2617	180	UVR	14,397,000	26.23%	Bogotá	57,212.89	158,553	622	54,897,000
2618	180	UVR	52,000,000	66.33%	Bogotá	208,645.15	565,448	2,247	78,400,000
2619	180	UVR	25,022,350	51.85%	Bogotá	99,437.45	272,093	1,081	48,261,850
2620	180	UVR	46,000,000	50.00%	Bogotá	182,801.48	500,204	1,988	92,000,000
2621	180	UVR	28,000,000	45.16%	Cali	111,270.47	304,472	1,210	62,000,000
2622	180	UVR	38,000,000	52.05%	Bogotá	151,009.92	413,212	1,642	73,000,000
2623	180	UVR	52,000,000	69.93%	Barranquilla	208,645.15	565,448	2,247	74,363,000
2624	180	UVR	23,000,000	43.40%	Barranquilla	91,400.74	250,102	994	53,000,000
2625	180	UVR	50,000,000	54.88%	Bucaramanga	198,697.26	543,700	2,161	91,113,690
2626	180	UVR	28,400,000	50.53%	Bogotá	112,880.04	308,821	1,227	56,200,000
2627	180	UVR	54,850,000	64.15%	Bogotá	217,970.90	596,438	2,370	85,500,000
2628	180	UVR	35,000,000	59.32%	Cali	139,088.08	380,590	1,512	59,000,000
2629	180	UVR	58,500,000	60.00%	Bogotá	232,475.80	636,128	2,528	97,500,000
2630	180	UVR	25,000,000	51.80%	Medellín	99,348.63	271,850	1,080	48,261,850
2631	180	UVR	60,000,000	66.60%	Bogotá	238,436.71	652,439	2,593	90,086,000
2632	180	UVR	42,000,000	53.58%	Bogotá	168,905.70	456,708	1,815	78,390,000
2633	180	UVR	27,333,150	45.56%	Cali	108,620.44	297,220	1,181	60,000,000
2634	180	UVR	50,000,000	59.15%	Bogotá	198,697.26	543,700	2,161	84,525,000
2635	180	UVR	26,000,000	35.62%	Bogotá	103,322.58	282,724	1,124	73,000,000
2636	180	UVR	30,000,000	49.18%	Bogotá	119,218.36	326,220	1,296	61,000,000
2637	180	UVR	38,000,000	47.62%	Bogotá	151,009.92	413,212	1,642	79,800,000
2638	180	UVR	30,000,000	40.54%	Bogotá	119,218.36	326,220	1,296	74,000,000
2639	180	UVR	27,000,000	48.64%	Cali	107,296.52	293,598	1,167	55,513,193
2640	180	UVR	42,000,000	42.42%	Bucaramanga	166,905.70	456,708	1,815	99,019,944
2641	180	UVR	37,400,000	48.57%	Bogotá	148,625.55	406,887	1,616	77,000,000
2642	180	UVR	43,800,000	59.19%	Perelra	174,058.80	476,281	1,893	74,000,000
2643	180	UVR	45,000,000	62.33%	Bogotá	178,827.54	489,330	1,945	72,200,000
2644	180	UVR	40,000,000	62.15%	Bogotá	158,957.81	434,960	1,729	64,356,000
2645	180	UVR	41,000,000	55.49%	Bogotá	162,931.75	445,834	1,772	73,884,000
2646	180	UVR	55,000,000	55.78%	Bogotá	218,568.99	598,069	2,377	98,600,000
2647	180	UVR	26,009,691	50.13%	Cali	103,361.09	282,829	1,124	51,881,489
2648	180	UVR	61,000,000	62.95%	Bogotá	242,410.66	663,313	2,636	96,900,000
2649	180	UVR	60,000,000	61.22%	Medellín	238,436.71	652,439	2,593	98,000,000
2650	180	UVR	30,000,000	52.63%	Bogotá	119,218.36	326,220	1,296	57,000,000
2651	180	UVR	53,000,000	64.06%	Bogotá	210,619.10	576,322	2,290	82,734,600
2652	180	UVR	26,000,000	49.43%	Bogotá	103,322.58	282,724	1,124	52,600,000
2653	180	UVR	25,000,000	41.67%	Medellín	99,348.63	271,850	1,080	60,000,000
2654	180	UVR	23,200,000	44.72%	Cali	92,195.53	252,277	1,003	51,881,489
2655	180	UVR	30,000,000	53.38%	Bogotá	119,218.36	326,220	1,296	56,200,000
2656	180	UVR	21,000,000	33.33%	Bogotá	83,452.85	228,354	907	83,000,000
2657	180	UVR	37,000,000	56.01%	Bogotá	147,035.97	402,338	1,599	66,054,000
2658	180	UVR	36,000,000	46.63%	Bogotá	143,062.03	391,464	1,556	77,200,000

Número	Plazo en meses	Amortización	Monto aprobado	LTV	CIUDAD	Valor Credito UVR	Proyección valor cuota pesos	Proyección valor cuota UVR*	Valor vivienda
2659	180	UVR	26,000,000	46.26%	Bogotá	103,322.58	282,724	1,124	56,200,000
2660	180	UVR	22,752,015	47.14%	Barranquilla	90,415.26	247,405	983	48,261,850
2661	180	UVR	25,000,000	44.48%	Bogotá	99,348.83	271,850	1,080	56,200,000
2662	180	UVR	25,243,402	47.99%	Bogotá	100,315.90	274,497	1,091	52,600,000
2663	180	UVR	40,000,000	49.26%	Bogotá	158,957.81	434,960	1,729	81,200,000
2664	180	UVR	34,280,000	48.97%	Bogotá	136,226.84	372,760	1,481	70,000,000
2665	180	UVR	26,009,691	50.13%	Cali	103,361.09	282,829	1,124	51,881,489
2666	180	UVR	28,000,000	51.14%	Bogotá	111,270.47	304,472	1,210	54,749,000
2667	180	UVR	25,000,000	51.80%	Medellín	99,348.83	271,850	1,080	48,261,850
2668	180	UVR	61,000,000	69.56%	Bogotá	242,410.66	663,313	2,636	87,700,000
2669	180	UVR	27,916,350	51.70%	Barranquilla	110,938.05	303,562	1,206	54,000,000
2670	180	UVR	45,000,000	56.96%	Bogotá	178,827.54	489,330	1,945	79,000,000
2671	180	UVR	34,900,000	47.71%	Bogotá	138,690.89	379,502	1,508	73,150,000
2672	180	UVR	25,920,000	43.93%	Bogotá	103,004.66	281,854	1,120	59,000,000
2673	180	UVR	25,000,000	47.53%	Bogotá	99,348.83	271,850	1,080	52,600,000
2674	180	UVR	23,000,000	43.73%	Bogotá	91,400.74	250,102	994	52,600,000
2675	180	UVR	45,400,000	60.13%	Bogotá	180,417.11	493,679	1,962	75,500,000
2676	180	UVR	35,000,000	35.71%	Medellín	139,088.08	360,590	1,512	98,000,000
2677	180	UVR	30,000,000	44.12%	Bogotá	119,218.36	326,220	1,296	68,000,000
2678	180	UVR	39,600,000	41.69%	Bogotá	157,368.23	430,610	1,711	94,989,000
2679	180	UVR	56,700,000	60.00%	Bogotá	225,322.69	616,555	2,450	94,500,000
2680	180	UVR	26,009,691	50.13%	Cali	103,361.09	282,829	1,124	51,881,489
2681	180	UVR	65,674,000	70.00%	Bogotá	260,984.88	714,138	2,838	93,820,000
2682	180	UVR	60,000,000	68.97%	Bogotá	238,436.71	652,439	2,593	87,000,000
2683	180	UVR	53,690,000	70.00%	Bogotá	213,361.12	583,825	2,320	76,700,000
2684	180	UVR	14,127,150	38.70%	Bogotá	56,140.52	153,618	610	36,500,000
2685	180	UVR	30,000,000	54.80%	Bogotá	119,218.36	326,220	1,296	54,749,000
2686	180	UVR	24,000,000	46.26%	Cali	95,374.69	260,978	1,037	51,881,489
2687	180	UVR	30,000,000	50.00%	Bogotá	119,218.36	326,220	1,296	60,000,000
2688	180	UVR	27,000,000	49.09%	Cali	107,296.52	293,598	1,167	55,000,000
2689	180	UVR	31,000,000	54.58%	Bogotá	123,192.30	337,094	1,340	56,800,000
2690	180	UVR	36,140,000	69.98%	Medellín	143,618.38	392,986	1,562	51,640,190
2691	180	UVR	47,000,000	54.19%	Bogotá	186,775.43	511,078	2,031	86,726,000
2692	180	UVR	21,304,155	44.14%	Cali	84,661.55	231,881	921	48,261,850
2693	180	UVR	15,000,000	27.78%	Medellín	59,609.18	163,110	648	54,000,000
2694	180	UVR	52,200,000	67.64%	Bogotá	207,439.94	567,622	2,256	77,178,000
2695	180	UVR	32,000,000	49.58%	Bogotá	127,166.25	347,968	1,383	64,547,000
2696	180	UVR	25,400,000	44.72%	Bogotá	100,938.21	276,199	1,098	56,800,000
2697	180	UVR	26,009,691	50.13%	Cali	103,361.09	282,829	1,124	51,881,489
2698	180	UVR	57,971,068	59.76%	Bogotá	230,373.85	630,377	2,505	97,000,000
2699	180	UVR	53,000,000	63.86%	Bogotá	210,619.10	576,322	2,290	83,000,000
2700	180	UVR	37,000,000	56.01%	Bogotá	147,035.97	402,338	1,599	66,054,000
2701	180	UVR	31,000,000	47.69%	Bogotá	123,192.30	337,094	1,340	55,000,000
2702	180	UVR	38,000,000	55.77%	Bogotá	143,062.03	391,464	1,556	64,548,000
2703	180	UVR	25,978,173	49.39%	Bogotá	103,235.84	282,486	1,123	52,600,000
2704	180	UVR	36,000,000	60.00%	Barranquilla	143,062.03	391,464	1,556	60,000,000
2705	180	UVR	29,000,000	56.18%	Bogotá	115,244.41	315,346	1,253	51,616,900
2706	180	UVR	45,000,000	53.57%	Bogotá	178,827.54	489,330	1,945	84,000,000
2707	180	UVR	42,570,900	65.09%	Bogotá	169,174.42	462,916	1,840	65,400,000
2708	180	UVR	55,000,000	56.28%	Bogotá	218,566.99	598,069	2,377	97,730,000
2709	180	UVR	37,000,000	59.68%	Bogotá	147,035.97	402,338	1,599	62,000,000
2710	180	UVR	22,752,015	47.14%	Barranquilla	90,415.26	247,405	983	48,261,850
2711	180	UVR	36,174,490	55.36%	Bogotá	143,755.44	393,361	1,563	65,340,000
2712	180	UVR	43,000,000	50.00%	Barranquilla	170,879.64	467,582	1,858	86,000,000
2713	180	UVR	36,016,350	57.17%	Bogotá	143,127.00	391,641	1,556	63,000,000
2714	180	UVR	40,840,288	54.45%	Bogotá	162,297.07	444,097	1,785	75,000,000
2715	180	UVR	30,000,000	47.24%	Bogotá	119,218.36	326,220	1,296	63,500,000
2716	180	UVR	22,752,015	47.14%	Barranquilla	90,415.26	247,405	983	48,261,850
2717	180	UVR	22,752,015	47.14%	Barranquilla	90,415.26	247,405	983	48,261,850
2718	180	UVR	26,000,000	48.73%	Cali	103,322.58	282,724	1,124	53,352,000
2719	180	UVR	28,000,000	44.44%	Bogotá	111,270.47	304,472	1,210	63,000,000
2720	180	UVR	51,915,451	64.09%	Barranquilla	206,309.16	564,528	2,243	81,000,000
2721	180	UVR	50,000,000	56.17%	Bogotá	198,697.26	543,700	2,161	89,015,000
2722	180	UVR	47,000,000	64.60%	Bogotá	186,775.43	511,078	2,031	72,750,000
2723	180	UVR	30,000,000	54.80%	Barranquilla	119,218.36	326,220	1,296	54,749,000
2724	180	UVR	22,000,000	41.83%	Bogotá	87,426.79	239,228	951	52,600,000
2725	180	UVR	50,000,000	52.91%	Bogotá	198,697.26	543,700	2,161	94,500,000
2726	180	UVR	21,000,000	25.03%	Bogotá	83,452.85	228,354	907	83,900,000
2727	180	UVR	25,900,000	42.22%	Bogotá	102,925.18	281,636	1,119	61,339,000
2728	180	UVR	27,098,490	46.27%	Bogotá	107,687.91	294,669	1,171	58,571,000
2729	180	UVR	24,344,661	47.14%	Barranquilla	96,744.35	264,724	1,052	51,640,190
2730	180	UVR	57,000,000	60.32%	Medellín	226,514.88	619,817	2,463	94,500,000
2731	180	UVR	39,000,000	46.15%	Bogotá	154,983.86	424,086	1,685	84,500,000
2732	180	UVR	61,200,000	68.00%	Bogotá	243,205.45	665,488	2,645	90,000,000

Número	Plazo en meses	Amortización	Monto aprobado	LTV	CIUDAD	Valor Credito UVR	Proyección valor cuota pesos	Proyección valor cuota UVR*	Valor vivienda
2733	180	UVR	42,127,075	62.60%	Bogotá	167,410.69	458,089	1,820	67,300,000
2734	180	UVR	36,600,000	55.85%	Bogotá	145,446.40	397,988	1,582	65,535,000
2735	180	UVR	48,000,000	51.57%	Barranquilla	190,749.37	521,952	2,074	93,073,000
2736	180	UVR	40,000,000	40.16%	Bogotá	158,957.81	434,960	1,729	99,591,759
2737	180	UVR	33,000,000	48.46%	Bogotá	131,140.19	358,842	1,426	68,100,000
2738	180	UVR	44,500,000	60.23%	Bogotá	178,840.56	483,893	1,923	73,881,000
2739	180	UVR	66,500,000	70.00%	Bogotá	264,267.38	723,120	2,874	95,000,000
2740	180	UVR	22,752,015	47.14%	Barranquilla	90,415.26	247,405	983	48,261,850
2741	180	UVR	48,200,000	68.86%	Bogotá	191,544.16	524,126	2,083	70,000,000
2742	180	UVR	30,000,000	52.63%	Bogotá	119,218.36	326,220	1,296	57,000,000
2743	180	UVR	48,600,000	64.80%	Bogotá	193,133.74	528,476	2,100	75,000,000
2744	180	UVR	26,000,000	46.43%	Barranquilla	103,322.58	282,724	1,124	56,000,000
2745	180	UVR	32,600,000	49.10%	Bogotá	129,550.61	354,492	1,409	66,400,000
2746	180	UVR	28,000,000	49.12%	Bogotá	111,270.47	304,472	1,210	57,000,000
2747	180	UVR	52,000,000	60.47%	Bogotá	206,645.15	565,448	2,247	86,000,000
2748	180	UVR	23,000,000	42.01%	Barranquilla	91,400.74	250,102	994	54,749,000
2749	180	UVR	22,752,015	44.06%	Barranquilla	90,415.26	247,405	983	51,640,190
2750	180	UVR	23,800,000	44.53%	Cali	94,579.90	268,801	1,028	53,451,510
2751	180	UVR	48,600,000	60.00%	Bogotá	193,133.74	528,476	2,100	81,000,000
2752	180	UVR	29,000,000	52.97%	Barranquilla	115,244.41	315,346	1,253	54,749,000
2753	180	UVR	55,000,000	65.87%	Bogotá	218,566.99	598,069	2,377	83,500,000
2754	180	UVR	27,000,000	49.32%	Barranquilla	107,296.52	293,598	1,167	54,749,000
2755	180	UVR	38,000,000	42.77%	Bogotá	151,009.92	413,212	1,642	88,842,000
2756	180	UVR	44,748,704	52.65%	Bogotá	177,828.90	486,597	1,934	85,000,000
2757	180	UVR	34,585,000	54.40%	Bogotá	137,438.90	376,077	1,495	63,575,000
2758	180	UVR	34,200,000	58.36%	Cali	135,908.93	371,890	1,478	58,603,590
2759	180	UVR	24,344,661	47.14%	Cali	96,744.35	264,724	1,052	51,640,190
2760	180	UVR	68,000,000	69.94%	Bogotá	270,228.28	739,431	2,938	97,230,000
2761	180	UVR	54,000,000	63.53%	Bogotá	214,593.04	587,195	2,333	85,000,000
2762	180	UVR	45,800,000	64.41%	Bogotá	182,006.69	498,029	1,979	71,109,000
2763	180	UVR	40,000,000	47.62%	Bogotá	158,957.81	434,960	1,729	84,000,000
2764	180	UVR	55,000,000	62.08%	Bucaramanga	218,566.99	598,069	2,377	88,593,624
2765	180	UVR	22,752,015	47.14%	Barranquilla	90,415.26	247,405	983	48,261,850
2766	180	UVR	26,199,300	54.29%	Barranquilla	104,114.58	284,891	1,132	48,261,860
2767	180	UVR	36,000,000	51.83%	Bogotá	143,062.03	391,464	1,558	69,458,000
2768	180	UVR	35,072,000	56.11%	Bogotá	139,374.21	381,373	1,516	62,507,000
2769	180	UVR	22,000,000	42.60%	Barranquilla	87,426.79	239,228	951	51,640,190
2770	180	UVR	27,142,590	49.58%	Barranquilla	107,863.17	295,148	1,173	54,749,000
2771	180	UVR	30,000,000	54.80%	Barranquilla	119,218.36	326,220	1,296	54,749,000
2772	180	UVR	61,000,000	69.56%	Bogotá	242,410.66	663,313	2,636	87,700,000
2773	180	UVR	55,000,000	55.60%	Barranquilla	218,566.99	598,069	2,377	97,178,000
2774	180	UVR	50,000,000	63.29%	Bogotá	198,697.26	543,700	2,161	79,000,000
2775	180	UVR	26,000,000	47.27%	Barranquilla	103,322.58	282,724	1,124	55,000,000
2776	180	UVR	34,000,000	45.21%	Bogotá	135,114.14	369,716	1,469	75,200,000
2777	180	UVR	22,344,661	43.27%	Cali	88,796.48	242,976	968	51,640,190
2778	180	UVR	59,500,000	70.00%	Bogotá	236,449.74	647,002	2,571	85,000,000
2779	180	UVR	38,000,000	45.78%	Bogotá	151,009.92	413,212	1,642	83,000,000
2780	180	UVR	48,743,760	68.55%	Bogotá	193,705.03	530,039	2,106	71,109,000
2781	180	UVR	21,969,200	55.66%	Pereira	87,304.40	238,893	949	39,468,000
2782	180	UVR	25,000,000	41.67%	Bogotá	99,348.63	271,850	1,080	60,000,000
2783	180	UVR	50,000,000	53.76%	Bogotá	198,697.26	543,700	2,161	93,000,000
2784	180	UVR	52,000,000	59.95%	Bogotá	206,645.15	565,448	2,247	86,735,000
2785	180	UVR	59,290,000	70.00%	Bogotá	235,615.21	644,719	2,562	84,700,000
2786	180	UVR	31,000,000	47.30%	Bogotá	123,192.30	337,094	1,340	65,535,000
2787	180	UVR	20,000,000	41.44%	Bogotá	79,478.90	217,480	864	48,261,850
2788	180	UVR	25,792,521	49.95%	Barranquilla	102,498.07	280,468	1,115	51,640,190
2789	180	UVR	33,000,000	42.84%	Bogotá	131,140.19	358,842	1,426	77,030,000
2790	180	UVR	18,038,104	34.93%	Bogotá	71,682.44	196,146	779	51,640,190
2791	180	UVR	31,000,000	49.21%	Bogotá	123,192.30	337,094	1,340	63,000,000
2792	180	UVR	27,000,000	46.55%	Cali	107,296.52	293,598	1,167	58,000,000
2793	180	UVR	38,000,000	57.53%	Bogotá	151,009.92	413,212	1,642	66,054,000
2794	180	UVR	37,000,000	47.32%	Bogotá	147,035.97	402,338	1,599	78,198,000
2795	180	UVR	28,000,000	49.83%	Bogotá	111,270.47	304,472	1,210	56,188,490
2796	180	UVR	50,600,000	59.32%	Bogotá	201,081.63	550,224	2,187	85,300,000
2797	180	UVR	68,000,000	69.58%	Bogotá	270,228.28	739,431	2,938	97,730,000
2798	180	UVR	33,000,000	55.00%	Bogotá	131,140.19	358,842	1,426	60,000,000
2799	180	UVR	55,000,000	62.20%	Bogotá	218,566.99	598,069	2,377	88,423,000
2800	180	UVR	26,500,000	46.49%	Bogotá	105,309.55	288,161	1,145	57,000,000
2801	180	UVR	50,000,000	59.03%	Bogotá	198,697.26	543,700	2,161	84,700,000
2802	180	UVR	26,655,000	50.67%	Bogotá	105,925.51	289,846	1,152	52,600,000
2803	180	UVR	24,063,625	46.28%	Bogotá	95,627.53	261,668	1,040	52,000,000
2804	180	UVR	30,700,000	56.12%	Bogotá	122,000.12	333,832	1,327	54,700,000
2805	180	UVR	36,349,890	55.47%	Bogotá	144,452.47	395,288	1,571	65,534,620
2806	180	UVR	60,000,000	61.86%	Bogotá	238,436.71	652,439	2,593	97,000,000

Número	Plazo en meses	Amortización	Monto aprobado	LTV	CIUDAD	Valor Credito UVR	Proyección valor cuota pesos	Proyección valor cuota UVR*	Valor vivienda
2807	180	UVR	36,300,000	57.10%	Bogotá	144,254.21	394,726	1,569	63,575,000
2808	180	UVR	27,400,000	46.76%	Bogotá	108,886.10	297,947	1,184	58,600,000
2809	180	UVR	32,000,000	45.71%	Bogotá	127,166.25	347,968	1,363	70,000,000
2810	180	UVR	30,000,000	47.24%	Bogotá	119,218.36	326,220	1,296	63,500,000
2811	180	UVR	34,380,000	54.82%	Barranquilla	136,824.24	373,848	1,486	62,718,000
2812	180	UVR	40,200,000	54.41%	Bogotá	159,752.60	437,134	1,737	73,881,000
2813	180	UVR	59,000,000	68.01%	Bogotá	234,462.77	641,565	2,550	86,756,000
2814	180	UVR	34,000,000	51.88%	Bogotá	135,114.14	369,716	1,469	65,535,000
2815	180	UVR	29,618,490	51.51%	Cali	117,702.26	322,071	1,280	57,500,000
2816	180	UVR	31,000,000	56.10%	Bogotá	123,192.30	337,094	1,340	55,254,000
2817	180	UVR	37,000,000	55.17%	Bogotá	147,035.97	402,338	1,599	67,064,000
2818	180	UVR	30,000,000	52.63%	Bogotá	119,218.36	326,220	1,296	57,000,000
2819	180	UVR	45,000,000	51.29%	Bucaramanga	178,827.54	489,330	1,945	87,741,892
2820	180	UVR	61,121,200	70.00%	Bogotá	242,892.30	664,631	2,641	87,316,000
2821	180	UVR	47,400,000	60.00%	Bogotá	188,365.00	515,427	2,048	79,000,000
2822	180	UVR	27,000,000	49.32%	Barranquilla	107,296.52	293,598	1,167	54,749,000
2823	180	UVR	42,400,000	66.69%	Bogotá	168,495.28	461,057	1,832	63,575,000
2824	180	UVR	45,000,000	49.41%	Bogotá	178,827.54	489,330	1,945	91,074,544
2825	180	UVR	35,960,000	55.71%	Bogotá	142,903.07	391,029	1,554	64,548,000
2826	180	UVR	50,000,000	55.20%	Bogotá	198,697.26	543,700	2,161	90,572,000
2827	180	UVR	35,000,000	38.64%	Bogotá	139,088.08	380,590	1,512	90,568,000
2828	180	UVR	44,000,000	59.46%	Bogotá	174,853.59	478,456	1,901	74,000,000
2829	180	UVR	59,000,000	65.84%	Bucaramanga	234,462.77	641,565	2,550	89,611,067
2830	180	UVR	37,000,000	53.62%	Bogotá	147,035.97	402,338	1,599	69,000,000
2831	180	UVR	43,204,660	48.57%	Bogotá	171,692.95	469,807	1,867	88,959,000
2832	180	UVR	38,000,000	56.13%	Bogotá	151,009.92	413,212	1,642	67,728,000
2833	180	UVR	55,000,000	63.15%	Bogotá	218,566.99	598,069	2,377	87,100,000
2834	180	UVR	50,000,000	64.78%	Bogotá	198,697.26	543,700	2,161	77,181,000
2835	180	UVR	27,000,000	50.75%	Medellin	107,296.52	293,598	1,167	53,200,000
2836	180	UVR	26,030,000	50.35%	Bogotá	103,441.79	283,050	1,125	51,700,000
2837	180	UVR	22,000,000	42.60%	Barranquilla	87,426.79	239,228	951	51,640,190
2838	180	UVR	31,595,802	52.66%	Cali	125,559.99	343,572	1,365	60,000,000
2839	180	UVR	27,000,000	42.86%	Bogotá	107,296.52	293,598	1,167	63,000,000
2840	180	UVR	45,500,000	65.00%	Bogotá	180,814.51	494,767	1,966	70,000,000
2841	180	UVR	50,000,000	66.27%	Bogotá	198,697.26	543,700	2,161	75,450,000
2842	180	UVR	41,000,000	60.79%	Bogotá	162,931.75	445,834	1,772	67,442,925
2843	180	UVR	53,000,000	69.10%	Bogotá	210,619.10	576,322	2,290	76,700,000
2844	180	UVR	39,240,000	60.00%	Bogotá	155,937.61	426,695	1,696	65,400,000
2845	180	UVR	30,000,000	32.19%	Bogotá	119,218.36	326,220	1,296	93,200,000
2846	180	UVR	30,000,000	50.00%	Bogotá	119,218.36	326,220	1,296	80,000,000
2847	180	UVR	37,400,000	55.22%	Bogotá	148,625.55	406,687	1,616	67,728,000
2848	180	UVR	44,000,000	62.86%	Barranquilla	174,853.59	478,456	1,901	70,000,000
2849	180	UVR	24,561,831	47.34%	Cali	97,607.37	267,085	1,061	51,881,489
2850	180	UVR	26,000,000	30.19%	Bogotá	103,322.58	282,724	1,124	86,131,510
2851	180	UVR	32,629,890	53.63%	Cali	129,669.40	354,817	1,410	60,846,000
2852	180	UVR	54,000,000	69.97%	Bogotá	214,593.04	587,195	2,333	77,181,000
2853	180	UVR	55,000,000	65.10%	Barranquilla	218,566.99	598,069	2,377	83,212,000
2854	180	UVR	54,000,000	60.20%	Bogotá	214,593.04	587,195	2,333	89,700,000
2855	180	UVR	22,500,000	43.57%	Barranquilla	89,413.77	244,665	972	51,640,190
2856	180	UVR	25,000,000	45.45%	Bogotá	99,348.63	271,850	1,080	55,000,000
2857	180	UVR	36,080,000	63.08%	Bogotá	143,379.94	392,334	1,559	57,200,000
2858	180	UVR	26,000,000	40.63%	Bogotá	103,322.58	282,724	1,124	64,000,000
2859	180	UVR	27,000,000	49.32%	Barranquilla	107,296.52	293,598	1,167	54,749,000
2860	180	UVR	50,000,000	56.18%	Bogotá	198,697.26	543,700	2,161	89,000,000
2861	180	UVR	50,000,000	62.50%	Medellin	198,697.26	543,700	2,161	80,000,000
2862	180	UVR	22,000,000	39.34%	Bogotá	87,426.79	239,228	951	55,925,000
2863	180	UVR	44,000,000	58.67%	Bogotá	174,853.59	478,456	1,901	75,000,000
2864	180	UVR	16,478,030	34.14%	Bucaramanga	65,482.79	179,182	712	48,262,046
2865	180	UVR	26,470,290	49.02%	Cali	105,191.48	287,838	1,144	54,002,000
2866	180	UVR	34,034,000	36.10%	Bogotá	135,249.25	370,085	1,471	94,280,000
2867	180	UVR	33,720,000	60.00%	Bogotá	134,001.43	366,671	1,457	56,200,000
2868	180	UVR	26,270,490	48.85%	Cali	104,397.49	285,665	1,135	53,780,000
2869	180	UVR	20,000,000	54.05%	Bogotá	79,478.90	217,480	864	37,000,000
2870	180	UVR	31,000,000	48.44%	Bogotá	123,192.30	337,094	1,340	64,000,000
2871	180	UVR	21,480,000	41.60%	Bogotá	85,360.34	233,573	928	51,640,190
2872	180	UVR	41,900,000	54.63%	Bogotá	166,508.30	455,620	1,811	76,700,000
2873	180	UVR	30,000,000	35.79%	Bogotá	119,218.36	326,220	1,296	81,549,205
2874	180	UVR	34,200,000	52.29%	Bogotá	135,908.93	371,890	1,478	65,403,650
2875	180	UVR	36,265,000	51.81%	Bogotá	144,115.12	394,345	1,567	70,000,000
2876	180	UVR	68,698,000	69.60%	Medellin	273,002.09	747,021	2,969	98,700,000
2877	180	UVR	51,000,000	60.36%	Bogotá	202,671.21	554,574	2,204	84,487,000
2878	180	UVR	25,288,211	48.08%	Bogotá	100,493.97	274,984	1,093	52,800,000
2879	180	UVR	68,000,000	69.39%	Medellin	270,228.28	739,431	2,938	98,000,000
2880	180	UVR	27,500,000	49.11%	Bogotá	109,283.49	299,035	1,188	56,000,000

Número	Plazo en meses	Amortización	Monto aprobado	LTV	CIUDAD	Valor Credito UVR	Proyección valor cuota pesos	Proyección valor cuota UVR*	Valor vivienda
2881	180	UVR	29,000,000	56.16%	Barranquilla	115,244.41	315,346	1,253	51,640,190
2882	180	UVR	30,000,000	34.21%	Bogotá	119,218.36	326,220	1,296	87,700,000
2883	180	UVR	39,000,000	68.42%	Bogotá	154,983.86	424,086	1,685	57,000,000
2884	180	UVR	26,475,504	50.33%	Bogotá	105,212.20	287,894	1,144	52,600,000
2885	180	UVR	37,500,000	55.37%	Bogotá	149,022.95	407,775	1,620	67,728,000
2886	180	UVR	37,800,000	59.46%	Bogotá	150,215.13	411,037	1,633	63,575,000
2887	180	UVR	41,900,000	66.25%	Bogotá	168,508.30	455,620	1,811	63,250,000
2888	180	UVR	60,000,000	66.08%	Bogotá	238,436.71	652,439	2,593	90,800,000
2889	180	UVR	42,155,360	66.67%	Bogotá	167,523.09	458,397	1,822	63,233,000
2890	180	UVR	23,000,000	44.54%	Barranquilla	91,400.74	250,102	994	51,640,190
2891	180	UVR	27,098,490	49.54%	Bogotá	107,687.91	294,669	1,171	54,700,000
2892	180	UVR	44,200,000	67.44%	Bogotá	175,648.38	480,830	1,910	65,535,000
2893	180	UVR	30,000,000	46.48%	Bogotá	119,218.36	326,220	1,296	64,548,000
2894	180	UVR	25,000,000	45.79%	Bogotá	99,348.63	271,850	1,080	54,600,000
2895	180	UVR	60,000,000	61.22%	Medellin	238,436.71	652,439	2,593	98,000,000
2896	180	UVR	39,000,000	62.90%	Bogotá	154,983.86	424,086	1,685	62,000,000
2897	180	UVR	68,740,000	70.00%	Bogotá	273,168.99	747,478	2,970	98,200,000
2898	180	UVR	42,788,000	58.21%	Bogotá	170,037.17	465,276	1,849	73,500,000
2899	180	UVR	33,116,350	52.57%	Bogotá	131,602.58	360,107	1,431	63,000,000
2900	180	UVR	54,000,000	61.36%	Bogotá	214,593.04	587,195	2,333	88,000,000
2901	180	UVR	32,000,000	55.94%	Bogotá	127,166.25	347,968	1,383	57,200,000
2902	180	UVR	34,000,000	50.07%	Bogotá	135,114.14	369,716	1,469	67,900,000
2903	180	UVR	64,000,000	69.60%	Bogotá	254,332.49	695,935	2,768	91,950,000
2904	180	UVR	36,000,000	38.27%	Bucaramanga	143,062.03	391,464	1,556	94,080,000
2905	180	UVR	28,168,490	54.55%	Bogotá	111,940.04	306,304	1,217	51,640,190
2906	180	UVR	46,298,575	56.89%	Bogotá	183,988.00	503,450	2,001	81,385,800
2907	180	UVR	66,500,000	70.00%	Bogotá	264,267.36	723,120	2,874	95,000,000
2908	180	UVR	26,800,000	48.08%	Bogotá	106,501.73	291,423	1,158	55,736,000
2909	180	UVR	51,800,000	55.70%	Bogotá	205,850.36	563,273	2,238	93,000,000
2910	180	UVR	30,000,000	58.09%	Barranquilla	119,218.36	326,220	1,296	51,640,190
2911	180	UVR	36,000,000	60.00%	Barranquilla	143,062.03	391,464	1,556	60,000,000
2912	180	UVR	27,000,000	49.32%	Barranquilla	107,296.52	293,598	1,167	54,749,000
2913	180	UVR	45,800,000	61.99%	Bogotá	182,006.89	498,029	1,979	73,881,000
2914	180	UVR	38,000,000	59.38%	Bogotá	151,009.92	413,212	1,642	64,000,000
2915	180	UVR	34,000,000	40.00%	Bogotá	135,114.14	369,716	1,469	85,000,000
2916	180	UVR	52,644,200	61.93%	Bogotá	209,205.17	572,453	2,275	85,000,000
2917	180	UVR	62,965,000	69.96%	Bogotá	250,219.46	684,681	2,721	90,000,000
2918	180	UVR	31,081,094	55.50%	Bogotá	123,514.57	337,976	1,343	56,000,000
2919	180	UVR	61,000,000	67.78%	Medellin	242,410.66	663,313	2,636	90,000,000
2920	180	UVR	16,000,000	28.69%	Bogotá	63,583.12	173,984	691	55,771,405
2921	180	UVR	53,000,000	59.87%	Bogotá	210,619.10	576,322	2,290	88,526,040
2922	180	UVR	29,000,000	50.88%	Bogotá	115,244.41	315,346	1,253	57,000,000
2923	180	UVR	28,000,000	50.00%	Bogotá	111,270.47	304,472	1,210	56,000,000
2924	180	UVR	34,961,690	54.16%	Bogotá	138,935.84	380,173	1,511	64,548,000
2925	180	UVR	34,000,000	62.10%	Barranquilla	135,114.14	369,716	1,469	54,749,000
2926	180	UVR	28,591,350	52.22%	Bogotá	113,620.46	310,902	1,236	54,750,000
2927	180	UVR	37,700,000	57.53%	Bogotá	149,817.74	409,949	1,629	65,535,000
2928	180	UVR	50,000,000	64.78%	Bogotá	198,697.26	543,700	2,161	77,181,000
2929	180	UVR	55,000,000	64.33%	Bogotá	218,566.99	598,069	2,377	85,500,000
2930	180	UVR	44,000,000	47.27%	Bogotá	174,853.59	478,456	1,901	93,076,000
2931	180	UVR	54,794,237	63.35%	Pereira	217,749.30	595,832	2,368	86,500,000
2932	180	UVR	50,000,000	66.90%	Bogotá	198,697.26	543,700	2,161	74,740,000
2933	180	UVR	27,300,000	48.81%	Bogotá	108,488.70	296,860	1,180	55,931,510
2934	180	UVR	46,000,000	57.50%	Bogotá	182,801.48	500,204	1,988	80,000,000
2935	180	UVR	55,200,000	69.96%	Bogotá	219,361.78	600,244	2,385	78,900,000
2936	180	UVR	28,590,450	52.22%	Barranquilla	113,616.88	310,892	1,235	54,749,000
2937	180	UVR	63,770,000	70.00%	Bogotá	253,418.49	693,434	2,756	91,100,000
2938	180	UVR	27,158,490	49.57%	Bogotá	107,926.35	295,321	1,174	54,790,000
2939	180	UVR	59,038,000	70.00%	Bogotá	234,613.78	641,979	2,551	84,340,000
2940	180	UVR	26,100,000	47.67%	Barranquilla	103,719.97	283,811	1,128	54,749,000
2941	180	UVR	24,344,661	47.14%	Cali	96,744.35	264,724	1,052	51,640,190
2942	180	UVR	43,900,000	60.01%	Bogotá	174,456.20	477,368	1,897	73,150,000
2943	180	UVR	26,000,000	33.69%	Bogotá	103,322.58	282,724	1,124	77,181,000
2944	180	UVR	54,000,000	67.50%	Bogotá	214,593.04	587,195	2,333	80,000,000
2945	180	UVR	43,200,000	61.71%	Cali	171,674.43	469,756	1,867	70,000,000
2946	180	UVR	28,500,000	52.10%	Bogotá	113,257.44	309,909	1,232	54,700,000
2947	180	UVR	23,740,000	41.50%	Medellin	94,341.46	258,149	1,026	57,200,000
2948	180	UVR	29,858,490	49.78%	Bogotá	118,895.74	324,790	1,291	60,000,000
2949	180	UVR	36,800,000	55.65%	Bogotá	146,241.18	400,163	1,590	66,127,000
2950	180	UVR	25,188,490	45.96%	Bogotá	100,097.68	273,899	1,088	54,800,000
2951	180	UVR	41,000,000	55.87%	Bogotá	162,931.75	445,834	1,772	73,383,000
2952	180	UVR	24,344,661	47.14%	Cali	96,744.35	264,724	1,052	51,640,190
2953	180	UVR	60,000,000	61.66%	Bogotá	238,436.71	652,439	2,593	97,300,000
2954	180	UVR	50,000,000	66.90%	Bogotá	198,697.26	543,700	2,161	74,740,000

Número	Plazo en meses	Amortización	Monto aprobado	LTV	CIUDAD	Valor Credito UVR	Proyección valor cuota pesos	Proyección valor cuota UVR*	Valor vivienda
2955	180	UVR	66,000,000	66.33%	Pereira	262,280.38	717,693	2,852	99,500,000
2956	180	UVR	34,000,000	52.04%	Bogotá	135,114.14	369,716	1,469	65,340,000
2957	180	UVR	22,561,350	46.75%	Barranquilla	89,657.57	245,332	975	48,261,850
2958	180	UVR	24,300,000	27.68%	Bogotá	96,566.87	264,238	1,050	87,799,700
2959	180	UVR	23,000,000	42.01%	Barranquilla	91,400.74	250,102	994	54,749,000
2960	180	UVR	27,000,000	45.00%	Bogotá	107,296.52	293,598	1,167	60,000,000
2961	180	UVR	36,500,000	37.24%	Medellin	145,049.00	396,901	1,577	98,000,000
2962	180	UVR	29,900,000	45.62%	Bogotá	118,820.96	325,132	1,292	65,535,000
2963	180	UVR	32,632,590	53.63%	Calí	129,680.13	354,846	1,410	60,849,000
2964	180	UVR	32,000,000	58.45%	Barranquilla	127,166.25	347,968	1,383	54,749,000
2965	180	UVR	29,000,000	36.39%	Bogotá	115,244.41	315,346	1,253	79,700,000
2966	180	UVR	45,000,000	60.98%	Bogotá	178,827.54	489,330	1,945	73,800,000
2967	180	UVR	52,000,000	58.76%	Bogotá	206,645.15	565,448	2,247	88,500,000
2968	180	UVR	30,000,000	57.03%	Bogotá	119,218.36	326,220	1,296	52,600,000
2969	180	UVR	41,517,316	64.87%	Bogotá	164,987.54	451,459	1,794	64,000,000
2970	180	UVR	56,198,000	70.00%	Bogotá	223,327.77	611,097	2,428	80,283,000
2971	180	UVR	35,000,000	53.41%	Bogotá	139,088.08	380,590	1,512	65,535,000
2972	180	UVR	27,142,590	49.58%	Bogotá	107,863.17	295,148	1,173	54,749,000
2973	180	UVR	30,000,000	51.72%	Bogotá	119,218.36	326,220	1,296	58,000,000
2974	180	UVR	42,768,000	50.59%	Bogotá	169,957.69	465,059	1,848	84,541,000
2975	180	UVR	34,000,000	57.63%	Bogotá	135,114.14	369,716	1,469	69,000,000
2976	180	UVR	55,000,000	59.78%	Bogotá	218,566.99	598,089	2,377	92,000,000
2977	180	UVR	35,000,000	61.40%	Bogotá	139,088.08	380,590	1,512	57,000,000
2978	180	UVR	26,100,000	47.67%	Barranquilla	103,719.97	283,811	1,128	54,749,000
2979	180	UVR	30,000,000	42.86%	Bogotá	119,218.36	326,220	1,296	70,000,000
2980	180	UVR	41,150,510	42.64%	Bogotá	163,529.87	447,470	1,778	96,500,000
2981	180	UVR	29,500,000	45.16%	Bogotá	117,231.38	320,783	1,275	65,325,000
2982	180	UVR	27,000,000	34.18%	Bogotá	107,296.52	293,598	1,167	79,000,000
2983	180	UVR	59,000,000	59.78%	Medellin	234,462.77	641,565	2,550	98,700,000
2984	180	UVR	27,000,000	45.04%	Medellin	107,296.52	293,598	1,167	59,950,000
2985	180	UVR	25,000,000	45.92%	Bogotá	99,348.63	271,850	1,080	54,442,925
2986	180	UVR	22,752,015	47.14%	Barranquilla	90,415.26	247,405	983	48,261,850
2987	180	UVR	50,000,000	66.24%	Bogotá	198,697.26	543,700	2,161	75,480,000
2988	180	UVR	22,752,015	47.14%	Barranquilla	90,415.26	247,405	983	48,261,850
2989	180	UVR	40,000,000	46.09%	Bogotá	158,957.81	434,960	1,729	86,789,100
2990	180	UVR	67,755,648	70.00%	Bogotá	269,267.23	736,774	2,928	96,793,784
2991	180	UVR	24,344,661	47.14%	Calí	96,744.35	264,724	1,052	51,640,190
2992	180	UVR	53,167,100	70.00%	Bogotá	211,283.14	578,139	2,297	75,953,000
2993	180	UVR	43,700,000	49.66%	Bucaramanga	173,661.41	475,193	1,888	88,000,000
2994	180	UVR	36,700,000	56.00%	Bogotá	145,843.79	399,075	1,586	65,535,000
2995	180	UVR	35,000,000	55.01%	Calí	139,088.08	380,590	1,512	63,621,000
2996	180	UVR	22,500,000	41.06%	Bogotá	89,413.77	244,665	972	54,800,000
2997	180	UVR	27,000,000	49.09%	Bogotá	107,296.52	293,598	1,167	55,000,000
2998	180	UVR	26,655,000	50.67%	Bogotá	105,925.51	289,846	1,152	52,600,000
2999	180	UVR	27,000,000	48.21%	Bogotá	107,296.52	293,598	1,167	56,000,000
3000	180	UVR	41,000,000	42.17%	Bogotá	162,931.75	445,834	1,772	97,230,000
3001	180	UVR	55,000,000	59.14%	Medellin	218,566.99	598,089	2,377	93,000,000
3002	180	UVR	40,000,000	57.60%	Bogotá	158,957.81	434,960	1,729	89,450,000
3003	180	UVR	36,000,000	51.43%	Bogotá	143,062.03	391,464	1,556	70,000,000
3004	180	UVR	24,207,932	46.02%	Bogotá	96,201.00	263,237	1,046	52,800,000
3005	180	UVR	42,000,000	54.55%	Bogotá	166,905.70	456,708	1,815	77,000,000
3006	180	UVR	32,000,000	69.26%	Medellin	127,166.25	347,968	1,383	46,200,000
3007	180	UVR	27,000,000	52.28%	Barranquilla	107,296.52	293,598	1,167	51,640,190
3008	180	UVR	33,000,000	37.63%	Bogotá	131,140.19	358,842	1,426	87,700,000
3009	180	UVR	35,000,000	45.99%	Bogotá	139,088.08	380,590	1,512	76,100,000
3010	180	UVR	47,000,000	61.20%	Bogotá	186,775.43	511,078	2,031	78,800,000
3011	180	UVR	37,500,000	57.22%	Bogotá	149,022.95	407,775	1,620	65,535,925
3012	180	UVR	34,600,000	58.64%	Bogotá	137,498.50	376,240	1,495	59,000,000
3013	180	UVR	60,174,775	66.86%	Bogotá	239,131.26	654,340	2,800	90,000,000
3014	180	UVR	20,902,677	43.31%	Bucaramanga	83,066.09	227,296	903	48,261,780
3015	180	UVR	37,000,000	55.95%	Bogotá	147,035.97	402,338	1,599	66,127,000
3016	180	UVR	32,000,000	61.54%	Bogotá	127,166.25	347,968	1,383	52,000,000
3017	180	UVR	33,883,490	51.42%	Pereira	134,651.13	368,449	1,464	65,900,000
3018	180	UVR	20,077,049	41.71%	Bucaramanga	79,785.09	218,316	868	48,132,017
3019	180	UVR	65,800,000	69.56%	Bogotá	261,485.60	716,599	2,843	94,595,000
3020	180	UVR	44,000,000	56.96%	Bogotá	174,853.59	478,456	1,901	77,243,000
3021	180	UVR	39,000,000	56.90%	Bogotá	154,983.86	424,086	1,685	68,544,000
3022	180	UVR	45,000,000	64.75%	Bogotá	178,827.54	489,330	1,945	69,500,000
3023	180	UVR	37,500,000	67.87%	Bogotá	149,022.95	407,775	1,620	55,254,000
3024	180	UVR	22,000,000	41.35%	Medellin	87,426.79	239,228	951	53,200,000
3025	180	UVR	27,000,000	41.16%	Bogotá	107,296.52	293,598	1,167	65,600,000
3026	180	UVR	27,700,000	42.29%	Bogotá	110,078.28	301,210	1,197	65,500,000
3027	180	UVR	32,488,000	49.57%	Bogotá	129,105.53	353,274	1,404	65,535,000
3028	180	UVR	53,000,000	67.09%	Bogotá	210,619.10	576,322	2,290	79,000,000

Número	Plazo en meses	Amortización	Monto aprobado	LTV	CIUDAD	Valor Credito UVR	Proyección valor cuota pesos	Proyección valor cuota UVR*	Valor vivienda
3029	180	UVR	26,199,290	54.29%	Barranquilla	104,114.54	284,891	1,132	48,261,850
3030	180	UVR	27,143,000	49.58%	Bogotá	107,864.80	295,153	1,173	54,749,000
3031	180	UVR	44,034,100	53.24%	Bucaramanga	174,989.10	478,826	1,903	82,707,000
3032	180	UVR	67,755,100	70.00%	Bogotá	269,255.06	736,768	2,928	96,793,000
3033	180	UVR	49,924,760	68.67%	Pereira	198,398.28	542,881	2,157	72,700,000
3034	180	UVR	35,000,000	44.30%	Bogotá	139,088.08	380,590	1,512	79,000,000
3035	180	UVR	32,800,000	41.20%	Bogotá	130,345.40	356,667	1,417	79,617,000
3036	180	UVR	27,700,000	39.57%	Bogotá	110,078.28	301,210	1,197	70,000,000
3037	180	UVR	24,108,490	44.98%	Cali	95,805.82	262,155	1,042	53,600,000
3038	180	UVR	24,000,000	46.48%	Barranquilla	95,374.69	260,976	1,037	51,640,190
3039	180	UVR	40,200,000	61.54%	Bogotá	159,752.60	437,134	1,737	65,325,000
3040	180	UVR	36,000,000	49.27%	Bogotá	143,062.03	391,464	1,556	73,073,000
3041	180	UVR	54,857,125	63.05%	Bucaramanga	217,999.21	598,516	2,371	87,000,000
3042	180	UVR	50,633,585	58.06%	Barranquilla	201,215.09	550,589	2,188	87,204,000
3043	180	UVR	40,000,000	61.30%	Bogotá	158,957.81	434,960	1,729	65,255,000
3044	180	UVR	36,000,000	53.73%	Bogotá	143,062.03	391,464	1,556	67,000,000
3045	180	UVR	32,045,660	61.63%	Bogotá	127,347.70	348,464	1,385	52,000,000
3046	180	UVR	33,000,000	37.59%	Bogotá	131,140.19	358,842	1,426	67,000,000
3047	180	UVR	27,597,990	49.95%	Cali	109,872.90	300,100	1,193	55,255,000
3048	180	UVR	25,756,530	49.92%	Cali	102,355.04	280,076	1,113	51,600,200
3049	180	UVR	24,000,000	46.48%	Barranquilla	95,374.69	260,976	1,037	51,640,190
3050	180	UVR	22,752,015	47.14%	Barranquilla	90,415.26	247,405	983	48,261,850
3051	180	UVR	25,792,521	49.95%	Bogotá	102,498.07	280,468	1,115	51,640,190
3052	180	UVR	62,000,000	69.19%	Bucaramanga	248,384.60	674,187	2,879	89,611,087
3053	180	UVR	33,800,000	44.07%	Bogotá	134,319.35	367,541	1,461	76,700,000
3054	180	UVR	48,000,000	54.55%	Bucaramanga	190,749.37	521,952	2,074	88,000,000
3055	180	UVR	31,000,000	47.69%	Bogotá	123,192.30	337,094	1,340	65,000,000
3056	180	UVR	54,000,000	69.23%	Bogotá	214,593.04	587,195	2,333	78,000,000
3057	180	UVR	25,311,766	49.02%	Barranquilla	100,587.57	275,240	1,094	51,640,190
3058	180	UVR	30,000,000	42.86%	Bogotá	119,218.36	326,220	1,298	70,000,000
3059	180	UVR	33,000,000	51.12%	Bogotá	131,140.19	358,842	1,426	64,548,000
3060	180	UVR	25,208,490	47.92%	Bogotá	100,177.16	274,117	1,089	52,600,000
3061	180	UVR	59,000,000	69.41%	Bogotá	234,462.77	641,565	2,550	85,000,000
3062	180	UVR	28,000,000	43.75%	Bogotá	111,270.47	304,472	1,210	64,000,000
3063	180	UVR	36,800,000	56.12%	Bogotá	146,241.18	400,163	1,590	65,575,000
3064	180	UVR	24,344,661	47.14%	Barranquilla	96,744.35	264,724	1,052	51,640,190
3065	180	UVR	27,000,000	52.28%	Barranquilla	107,296.52	293,598	1,167	51,640,190
3066	180	UVR	40,000,000	51.48%	Bogotá	158,957.81	434,960	1,729	77,700,000
3067	180	UVR	55,110,000	60.00%	Bogotá	219,004.12	599,266	2,381	91,850,000
3068	180	UVR	56,000,000	57.14%	Medellín	222,540.93	608,943	2,420	98,000,000
3069	180	UVR	24,324,420	47.12%	Bogotá	96,683.91	264,504	1,051	51,617,700
3070	180	UVR	35,000,000	48.66%	Bogotá	139,088.08	380,590	1,512	71,935,000
3071	180	UVR	68,000,000	69.39%	Bucaramanga	270,228.28	739,431	2,938	98,000,000
3072	180	UVR	40,000,000	41.45%	Bogotá	158,957.81	434,960	1,729	96,500,000
3073	180	UVR	43,000,000	55.13%	Bogotá	170,879.64	467,582	1,858	78,000,000
3074	180	UVR	22,000,000	42.60%	Barranquilla	87,426.79	239,228	951	51,640,190
3075	180	UVR	18,657,000	45.17%	Bogotá	74,141.90	202,876	806	41,300,000
3076	180	UVR	13,200,000	32.00%	Bogotá	52,456.08	143,537	570	41,255,760
3077	180	UVR	28,000,000	51.14%	Bogotá	111,270.47	304,472	1,210	54,749,000
3078	180	UVR	27,000,000	30.34%	Bogotá	107,296.52	293,598	1,167	89,000,000
3079	180	UVR	30,000,000	44.78%	Bogotá	119,218.36	326,220	1,296	67,000,000
3080	180	UVR	42,286,571	51.32%	Medellín	168,044.52	459,824	1,827	82,403,000
3081	180	UVR	53,772,000	60.00%	Bogotá	213,886.98	584,716	2,324	89,620,000
3082	180	UVR	32,000,000	68.67%	Medellín	127,166.25	347,968	1,383	46,600,000
3083	180	UVR	61,000,000	63.54%	Bogotá	242,410.68	663,313	2,636	96,000,000
3084	180	UVR	28,897,075	54.94%	Bogotá	114,835.39	314,227	1,249	52,800,000
3085	180	UVR	24,700,000	33.92%	Bogotá	98,156.45	268,588	1,067	72,818,000
3086	180	UVR	49,276,160	69.26%	Bogotá	195,820.76	535,829	2,129	71,145,000
3087	180	UVR	40,500,000	41.47%	Bogotá	160,944.78	440,397	1,750	97,657,856
3088	180	UVR	60,480,000	70.00%	Pereira	240,344.21	657,659	2,614	86,400,000
3089	180	UVR	35,500,000	52.99%	Cali	141,075.08	388,027	1,534	67,000,000
3090	180	UVR	40,000,000	53.33%	Bogotá	158,957.81	434,960	1,729	75,000,000
3091	180	UVR	40,000,000	49.38%	Bogotá	158,957.81	434,960	1,729	81,000,000
3092	180	UVR	20,000,000	37.19%	Cali	79,478.90	217,480	864	53,780,000
3093	180	UVR	42,000,000	70.00%	Medellín	166,905.70	456,708	1,815	60,000,000
3094	180	UVR	60,000,000	64.98%	Bogotá	238,436.71	652,439	2,593	92,340,000
3095	180	UVR	27,000,000	46.55%	Bogotá	107,296.52	293,598	1,167	58,000,000
3096	180	UVR	42,195,466	61.39%	Cali	167,682.47	458,833	1,823	68,735,000
3097	180	UVR	30,787,075	56.28%	Bogotá	122,346.15	334,778	1,330	54,700,000
3098	180	UVR	33,648,300	69.72%	Bogotá	133,716.50	365,891	1,454	48,261,850
3099	180	UVR	42,000,000	54.72%	Bogotá	166,905.70	456,708	1,815	76,760,000
3100	180	UVR	50,000,000	57.94%	Bogotá	198,697.26	543,700	2,161	86,300,000
3101	180	UVR	51,000,000	66.08%	Bogotá	202,871.21	554,574	2,204	77,181,000
3102	180	UVR	65,800,000	70.00%	Bogotá	261,485.60	715,509	2,843	94,000,000

Número	Plazo en meses	Amortización	Monto aprobado	LTV	CIUDAD	Valor Credito UVR	Proyección valor cuota pesos	Proyección valor cuota UVR*	Valor vivienda
3103	180	UVR	30,100,000	44.90%	Bogotá	119,615.75	327,307	1,301	67,040,000
3104	180	UVR	30,000,000	60.00%	Bogotá	119,218.36	326,220	1,296	50,000,000
3105	180	UVR	58,542,400	70.00%	Barranquilla	232,644.29	636,590	2,630	83,632,000
3106	180	UVR	26,270,490	48.85%	Cali	104,397.49	285,665	1,135	53,780,000
3107	180	UVR	25,208,490	47.92%	Bogotá	100,177.16	274,117	1,089	52,600,000
3108	180	UVR	25,792,350	49.95%	Barranquilla	102,497.39	280,466	1,115	51,640,190
3109	180	UVR	47,147,660	68.55%	Cali	187,362.22	512,683	2,037	68,780,000
3110	180	UVR	45,100,000	47.00%	Bogotá	179,224.93	490,417	1,949	95,950,000
3111	180	UVR	33,000,000	50.32%	Bogotá	131,140.19	358,842	1,426	65,575,000
3112	180	UVR	55,000,000	65.17%	Barranquilla	218,566.99	598,069	2,377	84,400,000
3113	180	UVR	38,000,000	39.62%	Bogotá	151,009.92	413,212	1,642	95,903,000
3114	180	UVR	27,000,000	42.86%	Bogotá	107,296.52	293,598	1,167	63,000,000
3115	180	UVR	30,600,000	52.19%	Bogotá	121,602.72	332,744	1,322	58,631,510
3116	180	UVR	55,250,000	63.14%	Barranquilla	219,560.47	600,788	2,387	87,500,000
3117	180	UVR	54,000,000	55.67%	Bogotá	214,593.04	587,195	2,333	97,000,000
3118	180	UVR	40,093,000	66.15%	Perelra	159,327.39	435,971	1,733	60,608,100
3119	180	UVR	22,552,100	37.68%	Bogotá	89,620.81	245,231	975	59,849,000
3120	180	UVR	38,453,000	55.73%	Bogotá	162,810.12	418,138	1,662	69,000,000
3121	180	UVR	30,000,000	51.85%	Barranquilla	119,218.36	326,220	1,296	57,857,810
3122	180	UVR	24,000,000	41.45%	Barranquilla	95,374.69	260,976	1,037	57,900,000
3123	180	UVR	47,000,000	54.02%	Bogotá	188,775.43	511,078	2,031	87,000,000
3124	180	UVR	50,000,000	66.01%	Bogotá	198,697.26	543,700	2,161	75,745,000
3125	180	UVR	65,000,000	69.96%	Bogotá	258,306.44	706,809	2,809	92,915,000
3126	180	UVR	27,597,990	49.95%	Cali	109,672.90	300,100	1,193	55,255,000
3127	180	UVR	28,000,000	51.14%	Bogotá	111,270.47	304,472	1,210	54,749,000
3128	180	UVR	37,500,000	50.00%	Bogotá	149,022.95	407,775	1,620	75,000,000
3129	180	UVR	25,000,000	48.41%	Barranquilla	99,348.63	271,850	1,080	51,640,190
3130	180	UVR	43,000,000	52.06%	Bogotá	170,879.64	467,582	1,858	82,599,907
3131	180	UVR	45,895,000	58.61%	Bogotá	182,384.22	499,062	1,983	78,300,000
3132	180	UVR	50,000,000	69.31%	Bogotá	198,697.26	543,700	2,161	72,144,000
3133	180	UVR	33,800,000	52.23%	Barranquilla	134,319.35	367,541	1,461	64,718,000
3134	180	UVR	41,300,000	46.30%	Bogotá	164,123.94	449,096	1,785	89,209,632
3135	180	UVR	44,300,000	59.96%	Bogotá	176,045.77	481,718	1,914	73,878,000
3136	180	UVR	56,280,000	60.00%	Barranquilla	223,653.64	611,988	2,432	93,800,000
3137	180	UVR	58,400,000	63.03%	Bogotá	232,078.40	635,041	2,524	92,661,000
3138	180	UVR	47,600,000	59.87%	Bogotá	189,159.79	517,602	2,057	79,503,000
3139	180	UVR	24,868,490	43.63%	Cali	98,826.02	270,420	1,075	57,000,000
3140	180	UVR	24,344,661	47.14%	Barranquilla	96,744.35	264,724	1,052	51,640,190
3141	180	UVR	26,188,490	47.79%	Bogotá	104,071.82	284,773	1,132	54,800,000
3142	180	UVR	55,300,000	63.66%	Bogotá	219,759.17	601,332	2,390	86,873,160
3143	180	UVR	54,000,000	60.00%	Barranquilla	214,593.04	587,195	2,333	90,000,000
3144	180	UVR	58,500,000	59.69%	Bogotá	232,475.80	638,128	2,528	98,000,000
3145	180	UVR	53,863,000	60.37%	Bogotá	214,048.61	585,706	2,328	89,217,000
3146	180	UVR	27,131,610	49.57%	Cali	107,819.53	295,029	1,172	54,736,800
3147	180	UVR	31,868,490	53.11%	Cali	126,643.63	346,538	1,377	60,000,000
3148	180	UVR	33,000,000	60.00%	Bogotá	131,140.19	358,842	1,426	55,000,000
3149	180	UVR	25,552,000	40.29%	Bogotá	101,542.25	277,852	1,104	63,419,000
3150	180	UVR	32,200,000	54.74%	Bogotá	127,961.04	350,143	1,391	58,820,000
3151	180	UVR	50,000,000	54.35%	Bogotá	198,697.26	543,700	2,161	92,000,000
3152	180	UVR	48,000,000	62.19%	Bogotá	190,749.37	521,952	2,074	77,181,000
3153	180	UVR	40,000,000	54.05%	Bogotá	158,957.81	434,960	1,729	74,000,000
3154	180	UVR	52,000,000	55.02%	Bogotá	206,845.15	565,448	2,247	94,509,000
3155	180	UVR	36,268,490	53.18%	Bogotá	144,128.99	394,383	1,567	68,200,000
3156	180	UVR	25,792,521	49.95%	Barranquilla	102,498.07	280,468	1,115	51,640,190
3157	180	UVR	27,000,000	49.06%	Cali	107,296.52	293,598	1,167	55,031,510
3158	180	UVR	32,064,476	57.14%	Cali	127,422.47	348,669	1,386	56,119,334
3159	180	UVR	36,000,000	62.94%	Bogotá	143,062.03	391,464	1,556	57,200,000
3160	180	UVR	57,000,000	62.21%	Bogotá	226,514.88	619,817	2,483	91,825,714
3161	180	UVR	50,000,000	59.67%	Bogotá	198,697.26	543,700	2,161	83,800,000
3162	180	UVR	47,000,000	59.49%	Bogotá	186,775.43	511,078	2,031	79,000,000
3163	180	UVR	32,000,000	44.44%	Bogotá	127,166.25	347,968	1,383	72,000,000
3164	180	UVR	54,000,000	63.53%	Bogotá	214,593.04	587,195	2,333	85,000,000
3165	180	UVR	25,792,521	49.95%	Barranquilla	102,498.07	280,468	1,115	51,640,190
3166	180	UVR	45,000,000	51.34%	Bogotá	178,827.54	489,330	1,945	87,646,000
3167	180	UVR	37,000,000	54.41%	Bogotá	147,035.97	402,336	1,599	68,000,000
3168	180	UVR	34,000,000	36.56%	Bogotá	135,114.14	369,716	1,469	93,000,000
3169	180	UVR	49,100,000	59.58%	Bucaramanga	195,120.71	533,913	2,122	82,414,977
3170	180	UVR	27,008,490	49.47%	Bogotá	107,330.26	293,690	1,167	54,800,000
3171	180	UVR	30,000,000	55.56%	Bogotá	119,218.36	326,220	1,296	54,000,000
3172	180	UVR	50,000,000	64.30%	Bogotá	198,697.26	543,700	2,161	77,760,000
3173	180	UVR	36,155,660	51.29%	Cali	143,680.61	393,156	1,562	70,496,170
3174	180	UVR	35,000,000	56.37%	Bogotá	139,088.08	380,590	1,512	62,094,000
3175	180	UVR	33,757,075	58.20%	Cali	134,148.77	367,074	1,459	58,000,000
3176	180	UVR	28,500,000	52.06%	Bogotá	113,257.44	309,909	1,232	54,749,000

Número	Plazo en meses	Amortización	Monto aprobado	LTV	CIUDAD	Valor Credito UVR	Proyección valor cuota pesos	Proyección valor cuota UVR*	Valor vivienda
3177	180	UVR	34,000,000	43.76%	Bogotá	135,114.14	369,716	1,469	77,700,000
3178	180	UVR	24,344,661	47.14%	Barranquilla	96,744.35	264,724	1,052	51,640,190
3179	180	UVR	46,000,000	62.16%	Bogotá	182,801.48	500,204	1,988	74,000,000
3180	180	UVR	30,000,000	54.55%	Bogotá	119,218.36	326,220	1,296	55,000,000
3181	180	UVR	62,000,000	68.89%	Bogotá	246,384.60	674,187	2,679	90,000,000
3182	180	UVR	50,000,000	67.11%	Bogotá	198,697.26	543,700	2,161	74,500,000
3183	180	UVR	56,700,000	60.64%	Bogotá	225,322.69	616,555	2,450	93,500,000
3184	180	UVR	25,792,521	49.95%	Bogotá	102,498.07	280,488	1,115	51,640,190
3185	180	UVR	26,270,490	48.85%	Cali	104,397.49	285,665	1,135	53,780,000
3186	180	UVR	60,000,000	64.52%	Bogotá	238,436.71	652,439	2,593	93,000,000
3187	180	UVR	45,000,000	57.69%	Bogotá	178,827.54	489,330	1,945	78,000,000
3188	180	UVR	49,000,000	59.74%	Bogotá	194,723.32	532,826	2,117	82,020,000
3189	180	UVR	55,800,000	60.00%	Bogotá	221,746.14	606,769	2,411	93,000,000
3190	180	UVR	45,000,000	46.30%	Bogotá	178,827.54	489,330	1,945	97,200,000
3191	180	UVR	58,000,000	62.37%	Barranquilla	230,488.82	630,691	2,506	93,000,000
3192	180	UVR	29,249,256	30.79%	Bogotá	116,234.94	318,056	1,264	95,000,000
3193	180	UVR	36,000,000	54.55%	Bogotá	143,062.03	391,464	1,556	66,000,000
3194	180	UVR	60,212,460	70.00%	Cali	239,281.02	654,750	2,602	86,017,800
3195	180	UVR	28,611,721	48.82%	Cali	113,701.41	311,124	1,238	58,603,590
3196	180	UVR	27,000,000	50.00%	Bogotá	107,296.52	293,598	1,167	54,000,000
3197	180	UVR	52,426,846	70.00%	Bogotá	208,341.41	570,069	2,266	74,895,496
3198	180	UVR	55,000,000	64.71%	Bogotá	218,566.99	598,069	2,377	85,000,000
3199	180	UVR	25,000,000	37.30%	Bogotá	99,348.63	271,850	1,080	67,025,000
3200	180	UVR	45,000,000	58.52%	Bogotá	178,827.54	489,330	1,945	76,900,000
3201	180	UVR	60,000,000	62.65%	Bogotá	238,436.71	652,439	2,593	95,767,850
3202	180	UVR	45,000,000	50.17%	Bogotá	178,827.54	489,330	1,945	89,700,000
3203	180	UVR	29,700,000	44.78%	Bogotá	118,026.17	322,958	1,283	66,325,000
3204	180	UVR	37,401,138	59.37%	Bogotá	148,630.07	406,700	1,616	63,000,000
3205	180	UVR	48,000,000	50.26%	Bogotá	190,749.37	521,952	2,074	95,500,000
3206	180	UVR	28,590,450	52.22%	Bogotá	113,618.88	310,892	1,235	54,749,000
3207	180	UVR	50,000,000	59.03%	Bogotá	198,697.26	543,700	2,161	84,700,000
3208	180	UVR	24,654,758	47.74%	Barranquilla	97,976.66	268,096	1,065	51,640,190
3209	180	UVR	41,800,000	64.31%	Cali	166,110.91	454,533	1,806	65,000,000
3210	180	UVR	35,400,000	54.46%	Bogotá	140,677.66	384,939	1,530	65,000,000
3211	180	UVR	65,000,000	69.96%	Bogotá	258,306.44	706,809	2,809	92,915,000
3212	180	UVR	34,000,000	42.50%	Bogotá	135,114.14	369,716	1,469	80,000,000
3213	180	UVR	40,000,000	48.80%	Bucaramanga	158,957.81	434,960	1,729	81,961,341
3214	180	UVR	24,334,190	47.13%	Barranquilla	96,702.74	264,610	1,052	51,629,719
3215	180	UVR	29,790,000	51.63%	Barranquilla	118,383.83	323,936	1,287	57,700,000
3216	180	UVR	26,000,000	32.91%	Bogotá	103,322.58	282,724	1,124	79,000,000
3217	180	UVR	37,000,000	57.32%	Bogotá	147,035.97	402,338	1,598	64,548,000
3218	180	UVR	50,000,000	57.01%	Bogotá	198,697.26	543,700	2,161	87,700,000
3219	180	UVR	39,000,000	41.94%	Bogotá	154,983.86	424,086	1,685	93,000,000
3220	180	UVR	64,400,000	70.00%	Bogotá	255,922.07	700,285	2,783	92,000,000
3221	180	UVR	60,000,000	63.16%	Bogotá	238,436.71	652,439	2,593	95,000,000
3222	180	UVR	59,500,000	70.00%	Bogotá	236,449.74	647,002	2,571	85,000,000
3223	180	UVR	30,000,000	42.25%	Bogotá	119,218.36	326,220	1,296	71,000,000
3224	180	UVR	32,800,000	53.57%	Bogotá	130,345.40	358,667	1,417	61,233,000
3225	180	UVR	30,963,000	49.15%	Pereira	123,045.27	336,691	1,338	63,000,000
3226	180	UVR	27,700,000	50.59%	Bogotá	110,078.28	301,210	1,197	54,749,000
3227	180	UVR	25,792,521	49.95%	Bucaramanga	102,498.07	280,488	1,115	51,640,190
3228	180	UVR	55,000,000	60.37%	Bogotá	218,566.99	598,069	2,377	91,100,000
3229	180	UVR	29,239,796	56.62%	Barranquilla	116,197.35	317,953	1,264	51,640,190
3230	180	UVR	25,208,490	47.92%	Bogotá	100,177.16	274,117	1,089	52,600,000
3231	180	UVR	50,000,000	62.50%	Bogotá	198,697.26	543,700	2,161	80,000,000
3232	180	UVR	27,000,000	49.27%	Bogotá	107,296.52	293,598	1,167	54,800,000
3233	180	UVR	31,000,000	46.97%	Bogotá	123,192.30	337,094	1,340	66,000,000
3234	180	UVR	27,000,000	49.27%	Bogotá	107,296.52	293,598	1,167	54,800,000
3235	180	UVR	27,142,590	49.58%	Bogotá	107,883.17	295,148	1,173	54,749,000
3236	180	UVR	50,000,000	69.44%	Cali	198,697.26	543,700	2,161	72,000,000
3237	180	UVR	27,161,265	49.59%	Cali	107,937.38	295,351	1,174	54,769,750
3238	180	UVR	49,400,000	51.04%	Bogotá	196,312.89	537,175	2,135	96,793,784
3239	180	UVR	48,000,000	57.69%	Pereira	190,749.37	521,952	2,074	83,200,000
3240	180	UVR	24,000,000	44.42%	Cali	95,374.69	260,976	1,037	54,031,510
3241	180	UVR	27,700,000	43.57%	Bogotá	110,078.28	301,210	1,197	63,575,000
3242	180	UVR	55,000,000	66.02%	Barranquilla	218,566.99	598,069	2,377	83,308,000
3243	180	UVR	52,000,000	62.65%	Bucaramanga	206,645.15	565,448	2,247	83,000,000
3244	180	UVR	41,000,000	41.95%	Bogotá	162,931.75	445,834	1,772	97,730,000
3245	180	UVR	25,792,425	49.95%	Bucaramanga	102,497.88	280,467	1,115	51,640,050
3246	180	UVR	39,000,000	48.75%	Bogotá	154,983.86	424,086	1,685	80,000,000
3247	180	UVR	54,200,000	58.28%	Bogotá	215,387.83	589,370	2,342	93,000,000
3248	180	UVR	33,100,000	55.17%	Bogotá	131,537.59	359,929	1,430	60,000,000
3249	180	UVR	46,620,000	60.00%	Bogotá	185,265.33	506,945	2,015	77,700,000
3250	180	UVR	28,500,000	52.14%	Bogotá	113,257.44	309,909	1,232	54,658,550

Número	Plazo en meses	Amortización	Monto aprobado	LTV	CIUDAD	Valor Credito UVR	Proyección valor cuota pesos	Proyección valor cuota UVR*	Valor vivienda
3251	180	UVR	40,000,000	61.54%	Bogotá	158,957.81	434,960	1,729	65,000,000
3252	180	UVR	30,000,000	43.14%	Bogotá	119,218.36	326,220	1,296	69,544,000
3253	180	UVR	38,300,000	53.24%	Bogotá	152,202.10	416,474	1,655	71,935,000
3254	180	UVR	23,000,000	44.54%	Bogotá	91,400.74	250,102	994	51,640,190
3255	180	UVR	20,000,000	38.75%	Bogotá	79,478.90	217,480	864	51,617,000
3256	180	UVR	31,145,660	47.26%	Pereira	123,771.15	338,678	1,346	65,900,000
3257	180	UVR	43,745,660	67.30%	Calí	173,842.86	475,690	1,890	65,000,000
3258	180	UVR	27,000,000	49.32%	Bogotá	107,296.52	293,598	1,167	54,748,900
3259	180	UVR	27,000,000	49.32%	Bogotá	107,296.52	293,598	1,167	54,749,000
3260	180	UVR	25,792,521	49.95%	Barranquilla	102,498.07	280,468	1,115	51,640,190
3261	180	UVR	22,000,000	31.43%	Bogotá	87,426.79	239,228	951	70,000,000
3262	180	UVR	26,198,634	54.28%	Bucaramanga	104,111.94	284,884	1,132	48,261,789
3263	180	UVR	35,700,000	51.38%	Bogotá	145,843.79	399,075	1,586	71,431,510
3264	180	UVR	31,868,490	53.11%	Calí	126,643.63	346,538	1,377	60,000,000
3265	180	UVR	50,000,000	62.50%	Bogotá	198,697.26	543,700	2,161	80,000,000
3266	180	UVR	68,061,000	70.00%	Bogotá	270,470.69	740,095	2,941	97,230,000
3267	180	UVR	68,000,000	69.39%	Bogotá	270,228.28	739,431	2,938	98,000,000
3268	180	UVR	65,792,966	70.00%	Bogotá	261,457.64	715,432	2,843	93,989,952
3269	180	UVR	31,000,000	41.31%	Bogotá	123,192.30	337,094	1,340	75,050,000
3270	180	UVR	64,540,000	70.00%	Pereira	256,478.42	701,807	2,789	92,200,000
3271	180	UVR	27,593,490	49.94%	Calí	109,655.02	300,051	1,192	55,250,000
3272	180	UVR	52,000,000	65.00%	Bogotá	206,645.15	565,448	2,247	80,000,000
3273	180	UVR	60,000,000	62.50%	Bogotá	238,436.71	652,439	2,593	96,000,000
3274	180	UVR	59,700,000	69.99%	Bogotá	237,244.63	649,177	2,580	85,300,000
3275	180	UVR	66,000,000	67.83%	Bogotá	262,280.38	717,683	2,852	97,300,000
3276	180	UVR	54,000,000	69.68%	Bogotá	214,593.04	587,195	2,333	77,500,000
3277	180	UVR	57,480,382	64.98%	Bucaramanga	228,423.89	625,041	2,484	88,461,892
3278	180	UVR	36,000,000	55.04%	Bogotá	143,062.03	391,464	1,556	65,410,000
3279	180	UVR	53,000,000	53.54%	Bogotá	210,619.10	576,322	2,290	99,000,000
3280	180	UVR	31,246,350	54.15%	Barranquilla	124,171.28	339,773	1,350	57,700,000
3281	180	UVR	33,485,660	62.47%	Calí	133,070.18	364,123	1,447	63,600,000
3282	180	UVR	24,344,661	47.14%	Calí	96,744.35	264,724	1,052	51,640,190
3283	180	UVR	66,030,000	67.52%	Bogotá	262,399.60	718,010	2,853	97,790,000
3284	180	UVR	40,000,000	61.54%	Calí	158,957.81	434,960	1,729	65,000,000
3285	180	UVR	40,000,000	62.92%	Bogotá	158,957.81	434,960	1,729	63,575,000
3286	180	UVR	29,168,490	51.17%	Bogotá	115,913.98	317,178	1,260	57,000,000
3287	180	UVR	39,000,000	56.75%	Bogotá	154,983.86	424,086	1,685	68,723,650
3288	180	UVR	48,231,759	67.95%	Bogotá	191,670.37	524,472	2,084	70,986,099
3289	180	UVR	19,000,000	37.52%	Medellín	75,504.96	206,606	821	50,640,000
3290	180	UVR	46,300,000	54.66%	Bogotá	183,993.66	503,486	2,001	84,700,000
3291	180	UVR	38,000,000	50.67%	Bogotá	151,009.92	413,212	1,642	75,000,000
3292	180	UVR	24,344,661	47.14%	Calí	96,744.35	264,724	1,052	51,640,190
3293	180	UVR	40,000,000	54.79%	Bogotá	158,957.81	434,960	1,729	73,000,000
3294	180	UVR	52,200,000	60.00%	Bogotá	207,439.94	567,622	2,256	87,000,000
3295	180	UVR	28,000,000	43.08%	Bogotá	111,270.47	304,472	1,210	65,000,000
3296	180	UVR	55,055,000	65.00%	Bogotá	218,785.55	598,668	2,379	84,700,000
3297	180	UVR	50,400,000	64.81%	Bogotá	200,286.84	548,049	2,178	77,760,000
3298	180	UVR	46,100,000	66.81%	Bogotá	183,198.87	501,291	1,992	69,000,000
3299	180	UVR	30,000,000	50.00%	Calí	119,218.36	326,220	1,296	60,000,000
3300	180	UVR	26,214,243	48.80%	Calí	104,173.97	285,053	1,133	53,717,503
3301	180	UVR	25,208,490	47.92%	Bogotá	100,177.16	274,117	1,089	52,600,000
3302	180	UVR	31,359,000	50.00%	Barranquilla	124,618.95	340,997	1,355	62,718,000
3303	180	UVR	25,885,290	48.52%	Calí	102,866.72	281,476	1,119	53,352,000
3304	180	UVR	60,000,000	64.17%	Bogotá	238,436.71	652,439	2,593	93,500,000
3305	180	UVR	50,000,000	58.82%	Bogotá	198,697.26	543,700	2,161	85,000,000
3306	180	UVR	60,000,000	65.43%	Bogotá	238,436.71	652,439	2,593	91,700,000
3307	180	UVR	50,000,000	58.19%	Bogotá	198,697.26	543,700	2,161	85,923,000
3308	180	UVR	46,918,800	60.00%	Calí	186,452.74	510,195	2,027	78,198,000
3309	180	UVR	25,000,000	50.75%	Medellín	99,348.63	271,850	1,080	49,261,850
3310	180	UVR	69,300,000	70.00%	Bogotá	275,394.40	753,568	2,995	99,000,000
3311	180	UVR	30,300,000	50.50%	Calí	120,410.54	329,482	1,309	60,000,000
3312	180	UVR	39,000,000	56.33%	Calí	154,983.86	424,086	1,685	69,235,000
3313	180	UVR	25,792,521	49.95%	Barranquilla	102,498.07	280,468	1,115	51,640,190
3314	180	UVR	24,000,000	24.24%	Bogotá	95,374.69	260,976	1,037	99,000,000
3315	180	UVR	40,000,000	44.05%	Bogotá	158,957.81	434,960	1,729	90,802,715
3316	180	UVR	30,805,281	56.30%	Calí	122,418.50	334,976	1,331	54,720,228
3317	180	UVR	50,000,000	60.24%	Bogotá	198,697.26	543,700	2,161	83,000,000
3318	180	UVR	50,200,000	53.98%	Bogotá	199,492.05	545,874	2,169	93,000,000
3319	180	UVR	25,000,000	46.99%	Bogotá	99,348.63	271,850	1,080	53,200,000
3320	180	UVR	30,831,175	56.31%	Bogotá	122,521.40	335,258	1,332	54,749,000
3321	180	UVR	24,561,831	47.34%	Calí	97,607.37	267,085	1,061	51,881,489
3322	180	UVR	50,000,000	56.93%	Bogotá	198,697.26	543,700	2,161	87,833,000
3323	180	UVR	24,344,661	47.14%	Barranquilla	96,744.35	264,724	1,052	51,640,190
3324	180	UVR	30,000,000	43.48%	Bogotá	119,218.36	326,220	1,296	69,000,000

Número	Plazo en meses	Amortización	Monto aprobado	LTV	CIUDAD	Valor Credito UVR	Proyección valor cuota pesos	Proyección valor cuota UVR*	Valor vivienda
3325	180	UVR	33,245,000	55.41%	Pereira	132,113.81	361,506	1,437	60,000,000
3326	180	UVR	43,000,000	48.53%	Bogotá	170,879.64	467,582	1,858	88,600,000
3327	180	UVR	26,500,000	50.20%	Bogotá	105,309.55	288,161	1,145	52,789,100
3328	180	UVR	27,557,075	52.99%	Bogotá	109,510.31	299,655	1,191	52,000,000
3329	180	UVR	58,000,000	68.24%	Bogotá	230,488.82	630,691	2,506	85,000,000
3330	180	UVR	22,440,000	24.78%	Bogotá	89,176.33	244,012	970	90,572,000
3331	180	UVR	23,879,900	46.71%	Cali	94,897.41	259,670	1,032	51,123,788
3332	180	UVR	22,500,000	35.87%	Barranquilla	89,413.77	244,665	972	62,718,000
3333	180	UVR	30,000,000	50.00%	Bogotá	119,218.36	326,220	1,296	60,000,000
3334	180	UVR	27,744,000	50.81%	Bogotá	110,253.14	301,688	1,199	54,600,000
3335	180	UVR	23,000,000	47.66%	Medellin	91,400.74	250,102	994	48,261,850
3336	180	UVR	64,266,000	66.94%	Pereira	255,389.56	698,828	2,777	96,000,000
3337	180	UVR	23,000,000	40.21%	Medellin	91,400.74	250,102	994	57,200,000
3338	180	UVR	60,000,000	62.79%	Bogotá	238,438.71	652,439	2,593	95,563,317
3339	180	UVR	47,880,000	60.00%	Bogotá	190,272.50	520,647	2,069	79,800,000
3340	180	UVR	48,000,000	49.33%	Bogotá	190,749.37	521,952	2,074	97,300,000
3341	180	UVR	37,600,000	52.63%	Bogotá	149,420.34	408,862	1,625	71,445,160
3342	180	UVR	55,000,000	62.35%	Barranquilla	218,566.99	598,069	2,377	88,212,000
3343	180	UVR	40,000,000	41.39%	Bogotá	158,957.81	434,960	1,729	96,651,904
3344	180	UVR	27,008,490	49.47%	Bogotá	107,330.26	293,690	1,167	54,600,000
3345	180	UVR	36,700,000	61.17%	Pereira	145,843.79	399,075	1,586	60,000,000
3346	180	UVR	58,000,000	68.24%	Bogotá	230,488.82	630,691	2,506	85,000,000
3347	180	UVR	44,000,000	62.81%	Bogotá	174,853.59	478,456	1,901	70,050,000
3348	180	UVR	55,000,000	62.35%	Bogotá	218,566.99	598,069	2,377	88,205,000
3349	180	UVR	24,344,661	47.14%	Bogotá	96,744.35	264,724	1,052	51,640,190
3350	180	UVR	36,000,000	51.43%	Bogotá	143,062.03	391,464	1,556	70,000,000
3351	180	UVR	38,000,000	54.68%	Bogotá	151,009.92	413,212	1,642	69,500,000
3352	180	UVR	24,000,000	24.87%	Bogotá	95,374.69	260,976	1,037	96,500,000
3353	180	UVR	65,000,000	65.39%	Bogotá	258,306.44	706,809	2,809	99,410,940
3354	180	UVR	22,038,490	43.04%	Bogotá	87,579.75	239,646	952	51,208,000
3355	180	UVR	48,000,000	53.33%	Bogotá	190,749.37	521,952	2,074	90,000,000
3356	180	UVR	32,000,000	38.61%	Bogotá	127,166.25	347,968	1,383	82,880,000
3357	180	UVR	35,000,000	54.69%	Bogotá	139,088.08	380,590	1,512	64,000,000
3358	180	UVR	37,000,000	53.62%	Bogotá	147,035.97	402,338	1,599	69,000,000
3359	180	UVR	33,000,000	40.74%	Bogotá	131,140.19	358,842	1,426	80,999,992
3360	180	UVR	41,100,000	60.00%	Bogotá	163,329.15	446,921	1,776	68,500,000
3361	180	UVR	40,077,295	61.36%	Bogotá	169,264.98	435,800	1,732	65,313,670
3362	180	UVR	27,270,000	51.04%	Bogotá	108,369.49	296,534	1,178	53,427,650
3363	180	UVR	58,000,000	64.44%	Bogotá	230,488.82	630,691	2,506	90,000,000
3364	180	UVR	24,308,490	47.11%	Bogotá	96,600.61	264,330	1,050	51,600,000
3365	180	UVR	35,000,000	46.67%	Bogotá	139,088.08	380,590	1,512	75,000,000
3366	180	UVR	26,000,000	47.49%	Bogotá	103,322.58	282,724	1,124	54,746,000
3367	180	UVR	57,895,257	70.00%	Bucaramanga	230,072.58	629,552	2,502	82,707,510
3368	180	UVR	65,000,000	67.15%	Bogotá	258,306.44	706,809	2,809	96,793,784
3369	180	UVR	40,000,000	42.15%	Bogotá	158,957.81	434,960	1,729	94,901,000
3370	180	UVR	29,900,000	44.94%	Bogotá	118,820.96	325,132	1,292	66,531,510
3371	180	UVR	32,600,000	52.81%	Cali	129,550.61	354,492	1,409	61,731,510
3372	180	UVR	28,000,000	51.66%	Bogotá	111,270.47	304,472	1,210	54,200,000
3373	180	UVR	40,000,000	44.40%	Bogotá	158,957.81	434,960	1,729	90,100,000
3374	180	UVR	60,000,000	68.12%	Bogotá	238,436.71	652,439	2,593	88,078,000
3375	180	UVR	35,000,000	53.85%	Barranquilla	139,088.08	380,590	1,512	65,000,000
3376	180	UVR	41,000,000	53.12%	Bogotá	162,931.75	445,834	1,772	77,181,000
3377	180	UVR	32,500,000	41.80%	Bogotá	129,163.22	353,405	1,404	77,760,000
3378	180	UVR	51,000,000	59.34%	Bogotá	202,671.21	554,574	2,204	85,950,000
3379	180	UVR	44,227,020	60.00%	Barranquilla	175,755.75	480,924	1,911	73,711,700
3380	180	UVR	43,000,000	61.43%	Bogotá	170,879.64	467,582	1,858	70,000,000
3381	180	UVR	60,576,600	70.00%	Bogotá	240,728.09	658,709	2,618	86,538,000
3382	180	UVR	52,000,000	68.16%	Bogotá	206,645.15	565,448	2,247	76,288,490
3383	180	UVR	46,000,000	63.89%	Bucaramanga	182,801.48	500,204	1,988	72,000,000
3384	180	UVR	55,000,000	57.59%	Bogotá	218,566.99	598,069	2,377	95,500,000
3385	180	UVR	60,051,500	67.74%	Barranquilla	238,641.37	652,999	2,595	88,645,000
3386	180	UVR	16,000,000	31.30%	Bogotá	63,583.12	173,984	691	51,115,000
3387	180	UVR	40,000,000	45.98%	Bogotá	158,957.81	434,960	1,729	87,000,000
3388	180	UVR	39,500,000	46.64%	Bogotá	156,970.84	429,523	1,707	84,700,000
3389	180	UVR	27,368,490	49.76%	Bogotá	108,780.88	297,605	1,183	55,000,000
3390	180	UVR	24,500,000	46.53%	Bogotá	97,361.66	266,413	1,059	52,650,709
3391	180	UVR	34,974,260	63.30%	Bogotá	138,985.79	380,310	1,511	55,254,000
3392	180	UVR	40,000,000	50.00%	Medellin	158,957.81	434,960	1,729	80,000,000
3393	180	UVR	42,000,000	61.76%	Bogotá	166,905.70	456,708	1,815	68,000,000
3394	180	UVR	50,500,000	59.41%	Bogotá	200,684.23	549,137	2,182	85,000,000
3395	180	UVR	58,600,000	59.96%	Bogotá	232,873.19	637,216	2,532	97,730,000
3396	180	UVR	25,000,000	50.75%	Medellin	99,348.63	271,850	1,080	49,261,850
3397	180	UVR	40,000,000	41.71%	Bucaramanga	158,957.81	434,960	1,729	95,903,210
3398	180	UVR	60,000,000	61.10%	Bogotá	238,436.71	652,439	2,593	98,200,000

Número	Plazo en meses	Amortización	Monto aprobado	LTV	CIUDAD	Valor Crédito UVR	Proyección valor cuota pesos	Proyección valor cuota UVR*	Valor vivienda
3399	180	UVR	40,500,000	50.63%	Bogotá	160,944.78	440,397	1,750	80,000,000
3400	180	UVR	48,123,860	61.54%	Cali	191,241.58	523,298	2,080	78,198,000
3401	180	UVR	52,000,000	63.77%	Bogotá	208,645.15	565,448	2,247	81,549,205
3402	180	UVR	23,000,000	41.97%	Bogotá	91,400.74	250,102	994	54,800,000
3403	180	UVR	22,000,000	40.18%	Bogotá	87,426.79	239,228	951	54,749,000
3404	180	UVR	56,700,000	60.00%	Bogotá	225,322.69	616,555	2,450	94,500,000
3405	180	UVR	24,344,661	47.14%	Barranquilla	96,744.35	264,724	1,052	51,640,190
3406	180	UVR	40,000,000	60.61%	Bogotá	158,957.81	434,980	1,729	66,000,000
3407	180	UVR	27,597,990	49.95%	Cali	109,872.90	300,100	1,193	55,255,000
3408	180	UVR	31,188,737	36.91%	Bogotá	123,942.33	339,146	1,348	84,500,000
3409	180	UVR	36,000,000	40.91%	Bogotá	143,062.03	391,464	1,556	88,000,000
3410	180	UVR	27,000,000	34.53%	Cali	107,296.52	293,598	1,167	78,198,000
3411	180	UVR	53,000,000	57.59%	Bogotá	210,619.10	576,322	2,290	92,029,191
3412	180	UVR	30,850,000	39.95%	Bogotá	122,596.21	335,463	1,333	77,230,000
3413	180	UVR	38,000,000	44.71%	Bogotá	151,009.92	413,212	1,642	85,000,000
3414	180	UVR	40,000,000	54.79%	Bogotá	158,957.81	434,980	1,729	73,000,000
3415	180	UVR	45,436,990	56.01%	Pereira	180,564.11	494,081	1,963	81,120,640
3416	180	UVR	46,000,000	47.67%	Bogotá	182,801.48	500,204	1,988	96,500,000
3417	180	UVR	42,000,000	50.60%	Bogotá	166,905.70	456,708	1,815	83,000,000
3418	180	UVR	33,743,490	54.27%	Pereira	134,094.78	366,926	1,458	62,175,000
3419	180	UVR	29,000,000	49.24%	Bogotá	115,244.41	315,346	1,253	58,900,000
3420	180	UVR	42,900,000	50.47%	Bogotá	170,482.25	466,494	1,854	85,000,000
3421	180	UVR	27,400,000	43.49%	Bogotá	108,886.10	297,947	1,184	63,000,000
3422	180	UVR	50,377,213	69.40%	Bogotá	200,196.29	547,801	2,177	72,590,614
3423	180	UVR	50,000,000	67.07%	Cali	198,697.26	543,700	2,161	74,554,340
3424	180	UVR	35,000,000	45.01%	Bogotá	139,088.08	380,590	1,512	77,760,000
3425	180	UVR	50,045,650	69.51%	Bogotá	198,878.71	544,196	2,163	72,000,000
3426	180	UVR	22,752,015	47.14%	Bogotá	90,415.26	247,405	983	48,261,850
3427	180	UVR	67,350,000	69.98%	Barranquilla	267,645.21	732,363	2,910	96,241,000
3428	180	UVR	24,324,420	47.12%	Bogotá	96,663.91	264,504	1,051	51,617,700
3429	180	UVR	32,000,000	57.14%	Bogotá	127,166.25	347,988	1,383	56,000,000
3430	180	UVR	47,527,075	64.84%	Bogotá	188,869.99	516,809	2,054	73,300,000
3431	180	UVR	24,344,661	47.14%	Barranquilla	96,744.35	264,724	1,052	51,640,190
3432	180	UVR	30,000,000	35.71%	Medellin	119,218.36	328,220	1,296	84,000,000
3433	180	UVR	28,500,000	54.24%	Bogotá	113,257.44	309,909	1,232	52,542,925
3434	180	UVR	29,959,075	55.71%	Cali	119,055.72	325,775	1,295	53,780,000
3435	180	UVR	25,792,521	49.95%	Bogotá	102,498.07	280,468	1,115	51,640,190
3436	180	UVR	33,380,000	36.28%	Bogotá	132,650.29	362,974	1,442	92,000,000
3437	180	UVR	61,428,904	63.56%	Bogotá	244,115.10	667,977	2,655	96,651,904
3438	180	UVR	39,500,000	53.38%	Bogotá	156,970.84	429,523	1,707	74,000,000
3439	180	UVR	58,346,000	67.30%	Bucaramanga	231,863.81	634,454	2,521	86,700,000
3440	180	UVR	50,000,000	61.50%	Pereira	198,697.26	543,700	2,161	81,300,000
3441	180	UVR	56,000,000	51.46%	Bucaramanga	222,540.93	608,943	2,420	91,113,691
3442	180	UVR	30,000,000	47.62%	Bucaramanga	119,218.36	328,220	1,296	63,000,000
3443	180	UVR	50,000,000	52.48%	Bogotá	198,697.26	543,700	2,161	95,267,850
3444	180	UVR	38,000,000	54.16%	Bogotá	151,009.92	413,212	1,642	70,165,000
3445	180	UVR	25,500,000	46.60%	Cali	101,335.60	277,287	1,102	54,720,228
3446	180	UVR	35,000,000	41.32%	Bogotá	139,088.08	380,590	1,512	84,700,000
3447	180	UVR	30,089,127	51.86%	Cali	119,572.54	327,189	1,300	58,022,930
3448	180	UVR	57,991,143	60.00%	Bogotá	230,453.63	630,595	2,506	96,651,904
3449	180	UVR	45,000,000	49.58%	Bogotá	178,827.54	489,330	1,945	90,756,000
3450	180	UVR	52,000,000	58.43%	Barranquilla	206,645.15	565,448	2,247	89,000,000
3451	180	UVR	50,000,000	52.91%	Medellin	198,697.26	543,700	2,161	94,500,000
3452	180	UVR	50,000,000	66.67%	Bogotá	198,697.26	543,700	2,161	75,000,000
3453	180	UVR	27,000,000	49.45%	Bogotá	107,296.52	293,598	1,167	54,600,000
3454	180	UVR	60,200,000	70.00%	Bogotá	239,231.50	654,814	2,601	86,000,000
3455	180	UVR	65,200,000	68.08%	Bogotá	259,101.23	708,984	2,817	95,767,850
3456	180	UVR	59,000,000	64.13%	Bogotá	234,462.77	641,565	2,550	91,998,000
3457	180	UVR	60,000,000	63.83%	Bogotá	238,436.71	652,439	2,593	94,000,000
3458	180	UVR	39,200,000	40.22%	Bogotá	155,778.65	426,260	1,694	97,467,850
3459	180	UVR	31,286,575	56.62%	Cali	124,331.14	340,210	1,352	55,255,000
3460	180	UVR	27,750,000	42.66%	Bogotá	110,276.98	301,753	1,199	65,050,000
3461	180	UVR	26,552,331	50.48%	Bogotá	105,517.51	288,730	1,147	52,600,000
3462	180	UVR	35,000,000	36.46%	Bogotá	139,088.08	380,590	1,512	96,000,000
3463	180	UVR	46,768,490	60.74%	Medellin	185,855.42	508,560	2,021	77,000,000
3464	180	UVR	21,000,000	40.67%	Barranquilla	83,452.85	228,354	907	51,640,190
3465	180	UVR	38,000,000	56.72%	Bogotá	151,009.92	413,212	1,642	67,000,000
3466	180	UVR	34,500,000	45.18%	Bogotá	137,101.11	375,153	1,491	76,353,000
3467	180	UVR	58,000,000	60.04%	Bogotá	230,488.82	630,691	2,506	96,600,000
3468	180	UVR	63,770,000	70.00%	Bogotá	253,418.49	693,434	2,756	91,100,000
3469	180	UVR	23,000,000	44.54%	Bogotá	91,400.74	250,102	994	51,640,190
3470	180	UVR	24,344,661	47.14%	Barranquilla	96,744.35	264,724	1,052	51,640,190
3471	180	UVR	41,000,000	61.82%	Bogotá	162,931.75	445,834	1,772	66,325,575
3472	180	UVR	60,000,000	63.16%	Medellin	238,436.71	652,439	2,593	95,000,000

Número	Plazo en meses	Amortización	Monto aprobado	LTV	CIUDAD	Valor Credito UVR	Proyección valor cuota pesos	Proyección valor cuota UVR*	Valor vivienda
3473	180	UVR	55,000,000	59.64%	Medellin	218,566.99	598,069	2,377	92,214,814
3474	180	UVR	60,000,000	60.73%	Bogotá	238,436.71	652,439	2,593	98,800,000
3475	180	UVR	43,000,000	55.99%	Bogotá	170,879.64	467,582	1,858	76,800,003
3476	180	UVR	58,700,000	59.90%	Bogotá	233,270.58	638,303	2,537	98,000,000
3477	180	UVR	34,000,000	45.95%	Bogotá	135,114.14	369,716	1,469	74,000,000
3478	180	UVR	55,800,000	60.00%	Bogotá	221,746.14	606,769	2,411	93,000,000
3479	180	UVR	27,597,990	49.95%	Cali	109,672.90	300,100	1,193	55,255,000
3480	180	UVR	19,000,000	41.30%	Bogotá	75,504.96	206,606	821	46,000,000
3481	180	UVR	42,000,000	53.86%	Bogotá	168,905.70	456,708	1,815	77,983,000
3482	180	UVR	39,000,490	57.41%	Pereira	154,985.81	424,091	1,685	67,932,000
3483	180	UVR	27,133,230	49.57%	Cali	107,825.97	295,048	1,172	54,738,600
3484	180	UVR	25,000,000	46.54%	Cali	99,348.63	271,850	1,080	53,717,503
3485	180	UVR	25,300,000	45.36%	Cali	100,540.81	275,112	1,093	55,771,500
3486	180	UVR	63,770,000	70.00%	Bogotá	253,418.49	693,434	2,756	91,100,000
3487	180	UVR	60,000,000	63.42%	Medellin	238,436.71	652,439	2,593	94,600,000
3488	180	UVR	58,583,700	70.00%	Bogotá	232,808.41	637,039	2,532	83,691,000
3489	180	UVR	49,500,000	59.72%	Bogotá	196,710.29	538,263	2,139	82,890,000
3490	180	UVR	50,000,000	68.49%	Bogotá	198,697.26	543,700	2,161	73,000,000
3491	180	UVR	37,000,000	48.18%	Bogotá	147,035.97	402,338	1,599	76,800,000
3492	180	UVR	49,000,000	62.06%	Bogotá	194,723.32	532,826	2,117	78,950,000
3493	180	UVR	48,628,494	63.00%	Barranquilla	193,246.97	528,786	2,101	77,188,000
3494	180	UVR	50,000,000	55.56%	Bogotá	198,697.26	543,700	2,161	90,000,000
3495	180	UVR	44,000,000	46.32%	Bogotá	174,853.69	478,456	1,901	95,000,000
3496	180	UVR	36,000,000	44.78%	Bogotá	143,062.03	391,464	1,556	80,400,000
3497	180	UVR	39,105,900	53.67%	Bogotá	155,404.70	425,237	1,690	72,870,000
3498	180	UVR	26,500,000	50.20%	Bogotá	105,309.55	288,161	1,145	52,789,100
3499	180	UVR	24,000,000	43.44%	Bogotá	95,374.69	260,976	1,037	55,254,000
3500	180	UVR	55,930,000	62.84%	Bogotá	222,262.76	608,182	2,417	89,000,000
3501	180	UVR	45,000,000	61.39%	Bogotá	178,827.54	489,330	1,945	73,300,000
3502	180	UVR	62,500,000	69.75%	Bucaramanga	248,371.58	679,624	2,701	89,811,067
3503	180	UVR	39,600,000	60.00%	Bogotá	157,368.23	430,610	1,711	66,000,000
3504	180	UVR	30,000,000	32.09%	Medellin	119,218.36	326,220	1,296	93,500,000
3505	180	UVR	65,900,000	69.90%	Bogotá	261,882.99	716,596	2,848	94,280,000
3506	180	UVR	23,000,000	44.54%	Cali	91,400.74	250,102	994	51,640,190
3507	180	UVR	45,000,000	59.21%	Bogotá	178,827.54	489,330	1,945	76,000,000
3508	180	UVR	24,334,600	47.12%	Barranquilla	96,704.37	264,614	1,052	51,640,190
3509	180	UVR	35,750,000	57.00%	Barranquilla	142,068.54	388,745	1,545	62,718,000
3510	180	UVR	41,000,000	51.25%	Bogotá	162,931.75	445,834	1,772	80,000,000
3511	180	UVR	44,557,075	63.65%	Cali	177,067.38	484,513	1,925	70,000,000
3512	180	UVR	28,000,000	49.53%	Medellin	111,270.47	304,472	1,210	58,531,510
3513	180	UVR	42,000,000	50.63%	Bogotá	166,905.70	456,708	1,815	82,956,000
3514	180	UVR	24,344,490	47.14%	Barranquilla	96,743.67	264,722	1,052	51,640,019
3515	180	UVR	35,000,000	43.75%	Bogotá	139,088.08	380,690	1,512	79,999,000
3516	180	UVR	36,000,000	50.98%	Bogotá	143,062.03	391,464	1,556	70,620,000
3517	180	UVR	45,000,000	63.65%	Bogotá	178,827.54	489,330	1,945	70,700,000
3518	180	UVR	34,000,000	54.21%	Bogotá	135,114.14	369,716	1,469	62,718,000
3519	180	UVR	39,000,000	54.47%	Bogotá	154,983.86	424,086	1,685	71,600,000
3520	180	UVR	20,870,634	40.42%	Barranquilla	82,938.76	226,947	902	51,640,190
3521	180	UVR	35,465,000	42.83%	Bogotá	140,935.97	385,646	1,533	82,800,000
3522	180	UVR	27,597,990	49.95%	Cali	109,672.90	300,100	1,193	55,255,000
3523	180	UVR	50,200,000	54.57%	Bogotá	199,492.05	545,874	2,169	92,000,000
3524	180	UVR	27,000,000	43.05%	Barranquilla	107,296.52	293,598	1,167	62,718,000
3525	180	UVR	48,500,000	68.60%	Bogotá	192,736.34	527,389	2,096	70,700,000
3526	180	UVR	40,000,000	55.73%	Bogotá	158,957.81	434,960	1,729	71,777,000
3527	180	UVR	53,000,000	62.19%	Bogotá	210,819.10	576,322	2,290	85,216,638
3528	180	UVR	24,300,000	47.06%	Barranquilla	96,566.87	264,238	1,050	51,640,190
3529	180	UVR	40,000,000	42.05%	Bucaramanga	158,957.81	434,960	1,729	95,131,510
3530	180	UVR	35,485,810	64.81%	Bogotá	141,018.67	385,872	1,533	54,749,810
3531	180	UVR	20,000,000	35.86%	Cali	79,478.90	217,480	864	55,771,500
3532	180	UVR	47,000,000	63.84%	Bogotá	186,775.43	511,078	2,031	73,626,000
3533	180	UVR	39,000,000	45.14%	Bogotá	154,983.86	424,086	1,685	86,400,000
3534	180	UVR	48,000,000	51.06%	Bogotá	190,749.37	521,952	2,074	94,000,000
3535	180	UVR	30,000,000	31.58%	Bogotá	119,218.36	326,220	1,296	95,000,000
3536	180	UVR	36,000,000	50.67%	Bogotá	143,062.03	391,464	1,556	71,048,000
3537	180	UVR	28,089,127	48.41%	Cali	111,624.65	305,441	1,214	58,022,930
3538	180	UVR	37,282,790	55.54%	Bogotá	148,159.77	405,413	1,611	67,127,000
3539	180	UVR	28,000,000	51.14%	Bogotá	111,270.47	304,472	1,210	54,749,000
3540	180	UVR	40,430,478	57.76%	Cali	160,668.51	439,641	1,747	70,000,000
3541	180	UVR	54,000,000	63.53%	Medellin	214,593.04	587,195	2,333	85,000,000
3542	180	UVR	30,000,000	32.61%	Medellin	119,218.36	326,220	1,296	92,000,000
3543	180	UVR	25,217,490	46.06%	Barranquilla	100,212.92	274,215	1,090	54,749,000
3544	180	UVR	22,752,015	47.14%	Barranquilla	90,415.26	247,405	983	48,261,850
3545	180	UVR	34,500,000	48.59%	Bogotá	137,101.11	375,153	1,491	71,001,510
3546	180	UVR	23,000,000	40.21%	Bogotá	91,400.74	250,102	994	57,200,000

Número	Plazo en meses	Amortización	Monto aprobado	LTV	CIUDAD	Valor Crédito UVR	Proyección valor cuota pesos	Proyección valor cuota UVR*	Valor vivienda
3547	180	UVR	39,000,000	52.49%	Bogotá	154,983.86	424,086	1,885	74,300,000
3548	180	UVR	27,000,000	48.41%	Cali	107,296.52	293,598	1,167	55,771,500
3549	180	UVR	44,100,000	63.41%	Bogotá	175,250.98	479,543	1,906	69,544,000
3550	180	UVR	27,089,127	46.69%	Cali	107,650.71	294,567	1,171	58,022,930
3551	180	UVR	60,000,000	68.18%	Bogotá	238,436.71	652,439	2,593	88,000,000
3552	180	UVR	47,000,000	51.48%	Bogotá	186,775.43	511,078	2,031	91,300,000
3553	180	UVR	33,000,000	50.77%	Cali	131,140.19	358,842	1,426	65,000,000
3554	180	UVR	58,100,000	69.28%	Bogotá	230,886.22	631,779	2,511	83,861,000
3555	180	UVR	50,000,000	56.95%	Bogotá	198,697.26	543,700	2,161	87,600,000
3556	180	UVR	53,000,000	67.78%	Cali	210,619.10	576,322	2,290	78,198,000
3557	180	UVR	26,500,000	50.30%	Bogotá	105,309.55	288,161	1,145	52,689,100
3558	180	UVR	36,500,000	55.73%	Bogotá	145,049.00	396,901	1,577	65,500,000
3559	180	UVR	32,100,000	45.86%	Bogotá	127,563.64	349,055	1,387	70,000,000
3560	180	UVR	37,000,000	53.47%	Cali	147,035.97	402,338	1,599	69,200,000
3561	180	UVR	32,000,000	45.71%	Bogotá	127,166.25	347,968	1,383	70,000,000
3562	180	UVR	21,000,000	25.61%	Medellin	83,452.85	228,354	907	82,000,000
3563	180	UVR	46,000,000	47.92%	Bogotá	182,801.48	500,204	1,988	95,999,793
3564	180	UVR	40,000,000	52.99%	Bogotá	158,957.81	434,980	1,729	75,480,000
3565	180	UVR	65,000,000	67.01%	Pereira	258,306.44	708,809	2,809	97,000,000
3566	180	UVR	43,000,000	49.25%	Medellin	170,879.64	467,582	1,858	87,312,683
3567	180	UVR	24,344,490	47.14%	Barranquilla	98,743.67	264,722	1,052	51,640,019
3568	180	UVR	28,062,840	50.32%	Cali	111,520.19	305,155	1,213	55,771,500
3569	180	UVR	30,000,000	39.74%	Cali	119,218.38	326,220	1,296	75,500,000
3570	180	UVR	46,000,000	55.42%	Medellin	182,801.48	500,204	1,988	83,000,000
3571	180	UVR	42,000,000	57.64%	Bogotá	166,905.70	456,708	1,815	72,870,000
3572	180	UVR	48,000,000	56.47%	Medellin	190,749.37	521,952	2,074	85,000,000
3573	180	UVR	37,000,000	52.08%	Bogotá	147,035.97	402,338	1,599	71,048,000
3574	180	UVR	28,557,075	54.29%	Bogotá	113,484.25	310,529	1,234	52,600,000
3575	180	UVR	30,000,000	51.66%	Cali	119,218.38	326,220	1,296	58,068,490
3576	180	UVR	48,961,140	59.36%	Barranquilla	194,588.89	532,403	2,116	82,478,000
3577	180	UVR	43,300,000	49.37%	Bogotá	172,071.83	470,844	1,871	87,700,000
3578	180	UVR	53,000,000	63.05%	Cali	210,619.10	576,322	2,290	84,062,850
3579	180	UVR	22,128,415	42.85%	Barranquilla	87,937.11	240,624	956	51,640,190
3580	180	UVR	25,000,000	45.08%	Medellin	99,348.63	271,850	1,080	55,454,957
3581	180	UVR	42,000,000	48.28%	Bogotá	166,905.70	456,708	1,815	87,000,000
3582	180	UVR	40,000,000	48.91%	Medellin	158,957.81	434,980	1,729	81,777,170
3583	180	UVR	34,314,690	54.71%	Barranquilla	136,364.70	373,138	1,483	62,718,000
3584	180	UVR	39,200,000	70.00%	Bogotá	155,778.65	426,260	1,694	56,000,000
3585	180	UVR	35,000,000	42.23%	Bogotá	139,088.08	380,590	1,512	82,880,000
3586	180	UVR	41,000,000	41.36%	Pereira	162,931.75	445,834	1,772	99,131,510
3587	180	UVR	28,557,075	54.29%	Bogotá	113,484.25	310,529	1,234	52,600,000
3588	180	UVR	34,314,690	54.71%	Barranquilla	136,364.70	373,138	1,483	62,718,000
3589	180	UVR	62,404,660	69.74%	Bogotá	247,992.70	678,588	2,697	89,479,000
3590	180	UVR	41,642,304	62.15%	Cali	165,484.24	452,818	1,799	67,000,000
3591	180	UVR	53,000,000	56.08%	Bogotá	210,619.10	576,322	2,290	94,500,000
3592	180	UVR	55,800,000	60.00%	Bogotá	221,746.14	606,769	2,411	93,000,000
3593	180	UVR	48,000,000	48.98%	Bogotá	190,749.37	521,952	2,074	98,000,000
3594	180	UVR	34,000,000	48.57%	Bogotá	135,114.14	369,716	1,469	70,000,000
3595	180	UVR	25,028,490	47.76%	Bogotá	99,461.85	272,160	1,082	52,399,990
3596	180	UVR	22,131,510	23.40%	Pereira	87,949.41	240,658	956	94,576,561
3597	180	UVR	46,900,000	55.83%	Bogotá	186,378.03	509,990	2,027	84,000,000
3598	180	UVR	42,000,000	57.04%	Bogotá	166,905.70	456,708	1,815	73,627,000
3599	180	UVR	26,500,000	50.37%	Bogotá	105,309.55	288,161	1,145	52,609,100
3600	180	UVR	28,557,075	54.29%	Bogotá	113,484.25	310,529	1,234	52,600,000
3601	180	UVR	28,062,840	50.32%	Cali	111,520.19	305,155	1,213	55,771,500
3602	180	UVR	38,000,000	54.49%	Medellin	151,009.92	413,212	1,642	69,731,510
3603	180	UVR	25,792,521	49.95%	Bogotá	102,498.07	280,468	1,115	51,640,190
3604	180	UVR	49,500,000	50.00%	Bogotá	196,710.29	538,263	2,139	99,000,000
3605	180	UVR	33,000,000	45.98%	Bogotá	131,140.19	358,842	1,426	71,777,000
3606	180	UVR	46,114,975	64.29%	Bogotá	183,258.38	501,454	1,993	71,731,000
3607	180	UVR	52,500,000	62.03%	Barranquilla	208,632.12	570,885	2,269	84,630,000
3608	180	UVR	45,000,000	51.31%	Bogotá	178,827.54	489,330	1,945	87,700,000
3609	180	UVR	30,000,000	43.17%	Bogotá	119,218.38	326,220	1,296	69,500,000
3610	180	UVR	50,000,000	50.21%	Bogotá	198,697.26	543,700	2,161	99,591,000
3611	180	UVR	28,068,490	48.39%	Cali	111,542.64	305,217	1,213	58,000,000
3612	180	UVR	29,200,000	39.89%	Bogotá	116,039.20	317,521	1,262	73,202,000
3613	180	UVR	59,000,000	62.11%	Bogotá	234,462.77	641,565	2,550	95,000,000
3614	180	UVR	27,000,000	34.09%	Bogotá	107,296.52	293,598	1,167	79,200,000
3615	180	UVR	21,925,092	44.75%	Bogotá	87,129.11	238,413	947	49,000,000
3616	180	UVR	26,000,000	47.62%	Bogotá	103,322.58	282,724	1,124	54,600,000
3617	180	UVR	62,000,000	69.08%	Bogotá	246,384.60	674,187	2,679	89,756,000
3618	180	UVR	49,000,000	68.27%	Bogotá	194,723.32	532,826	2,117	71,777,800
3619	180	UVR	37,000,000	60.16%	Cali	147,035.97	402,338	1,599	61,500,000
3620	180	UVR	38,000,000	41.88%	Bogotá	151,009.92	413,212	1,642	90,739,000

Número	Plazo en meses	Amortización	Monto aprobado	LTV	CIUDAD	Valor Credito UVR	Proyección valor cuota pesos	Proyección valor cuota UVR*	Valor vivienda
3621	180	UVR	37,000,000	40.03%	Bogotá	147,035.97	402,338	1,599	92,425,714
3622	180	UVR	26,000,000	45.98%	Barranquilla	103,322.58	282,724	1,124	56,542,000
3623	180	UVR	43,000,000	43.88%	Medellín	170,879.64	467,582	1,858	98,000,000
3624	180	UVR	27,000,000	48.21%	Cali	107,296.52	293,598	1,167	56,000,000
3625	180	UVR	40,000,000	51.44%	Bogotá	158,957.81	434,960	1,729	77,760,000
3626	180	UVR	54,432,000	70.00%	Bogotá	216,309.79	591,893	2,352	77,760,000
3627	180	UVR	27,000,000	59.08%	Barranquilla	107,296.52	293,598	1,167	45,700,000
3628	180	UVR	48,000,000	56.47%	Bogotá	190,749.37	521,952	2,074	85,000,000
3629	180	UVR	30,068,490	51.84%	Cali	119,490.53	326,964	1,299	58,000,000
3630	180	UVR	26,116,350	50.22%	Bogotá	103,784.94	283,989	1,129	52,000,000
3631	180	UVR	45,000,000	59.97%	Bogotá	178,827.54	489,330	1,945	75,041,000
3632	180	UVR	60,900,000	69.99%	Bogotá	242,013.26	662,226	2,632	87,013,000
3633	180	UVR	60,000,000	64.86%	Cali	238,436.71	652,439	2,593	92,500,000
3634	180	UVR	27,368,490	49.76%	Bogotá	108,760.88	297,605	1,183	55,000,000
3635	180	UVR	30,000,000	50.85%	Bogotá	119,218.36	326,220	1,296	59,000,000
3636	180	UVR	47,000,000	56.79%	Bogotá	186,775.43	511,078	2,031	82,758,000
3637	180	UVR	56,000,000	65.88%	Barranquilla	222,540.93	608,943	2,420	85,000,000
3638	180	UVR	45,000,000	57.87%	Bogotá	178,827.54	489,330	1,945	77,760,000
3639	180	UVR	20,000,000	36.53%	Barranquilla	79,478.90	217,480	864	54,749,000
3640	180	UVR	27,000,000	49.45%	Bogotá	107,296.52	293,598	1,167	54,600,000
3641	180	UVR	34,868,490	44.14%	Bogotá	138,565.47	379,160	1,507	79,000,000
3642	180	UVR	26,500,000	50.30%	Bogotá	105,309.55	288,161	1,145	52,689,100
3643	180	UVR	31,748,626	37.35%	Bogotá	126,167.30	345,234	1,372	85,000,000
3644	180	UVR	63,000,000	67.74%	Bogotá	250,358.55	685,061	2,722	93,000,000
3645	180	UVR	28,268,490	50.48%	Cali	112,337.43	307,391	1,222	56,000,000
3646	180	UVR	36,300,000	55.85%	Bogotá	144,254.21	394,726	1,569	65,000,000
3647	180	UVR	50,000,000	51.39%	Bogotá	198,697.26	543,700	2,161	97,300,000
3648	180	UVR	44,980,000	54.36%	Bogotá	178,748.06	489,112	1,944	82,750,000
3649	180	UVR	42,000,000	46.00%	Bogotá	166,905.70	456,708	1,815	91,300,000
3650	180	UVR	32,000,000	44.14%	Bogotá	127,166.25	347,968	1,383	72,500,000
3651	180	UVR	23,637,075	44.94%	Bogotá	93,932.44	257,029	1,021	52,600,000
3652	180	UVR	56,000,000	67.47%	Bogotá	222,540.93	608,943	2,420	83,000,000
3653	180	UVR	24,344,661	47.14%	Barranquilla	96,744.35	264,724	1,052	51,640,190
3654	180	UVR	50,000,000	67.68%	Bogotá	198,697.26	543,700	2,161	73,881,000
3655	180	UVR	27,142,590	49.58%	Barranquilla	107,883.17	295,148	1,173	54,749,000
3656	180	UVR	40,000,000	50.00%	Medellín	158,957.81	434,960	1,729	80,000,000
3657	180	UVR	34,500,000	47.92%	Bogotá	137,101.11	375,153	1,491	72,000,000
3658	180	UVR	42,000,000	46.93%	Bogotá	166,905.70	456,708	1,815	89,500,000
3659	180	UVR	43,000,000	58.11%	Bogotá	170,879.64	467,582	1,858	74,000,000
3660	180	UVR	44,000,000	56.12%	Bogotá	174,853.59	478,456	1,901	78,400,000
3661	180	UVR	65,000,000	68.42%	Medellín	258,306.44	706,809	2,809	95,000,000
3662	180	UVR	55,000,000	61.15%	Bucaramanga	218,566.99	598,069	2,377	89,949,919
3663	180	UVR	50,000,000	68.97%	Bogotá	198,697.26	543,700	2,161	72,500,000
3664	180	UVR	30,000,000	34.14%	Bogotá	119,218.36	326,220	1,296	87,870,000
3665	180	UVR	33,000,000	53.23%	Pereira	131,140.19	358,842	1,426	62,000,000
3666	180	UVR	48,892,921	60.00%	Bogotá	194,297.79	531,661	2,113	81,488,203
3667	180	UVR	46,800,000	64.55%	Bogotá	185,980.64	508,903	2,022	72,506,000
3668	180	UVR	57,000,000	69.51%	Bogotá	226,514.88	619,817	2,463	82,000,000
3669	180	UVR	40,000,000	48.01%	Barranquilla	158,957.81	434,960	1,729	83,316,000
3670	180	UVR	32,729,238	49.29%	Cali	130,064.20	355,897	1,414	66,400,000
3671	180	UVR	27,000,000	48.65%	Bogotá	107,296.52	293,598	1,167	55,500,000
3672	180	UVR	36,000,000	46.15%	Cali	143,062.03	391,464	1,556	78,000,000
3673	180	UVR	46,000,000	50.66%	Bogotá	182,801.48	500,204	1,988	90,800,000
3674	180	UVR	30,698,490	52.30%	Barranquilla	121,994.12	333,815	1,327	58,700,000
3675	180	UVR	58,000,000	69.88%	Bogotá	230,488.82	630,691	2,506	83,000,000
3676	180	UVR	35,000,000	53.03%	Bogotá	139,088.08	380,590	1,512	66,000,000
3677	180	UVR	40,000,000	56.34%	Barranquilla	158,957.81	434,960	1,729	71,003,000
3678	180	UVR	41,500,000	52.57%	Bogotá	164,918.73	451,271	1,793	78,942,925
3679	180	UVR	51,000,000	61.86%	Bogotá	202,671.21	554,574	2,204	82,442,925
3680	180	UVR	53,220,000	60.43%	Bogotá	211,493.36	578,714	2,300	88,072,604
3681	180	UVR	29,000,000	46.77%	Bogotá	115,244.41	315,346	1,253	62,000,000
3682	180	UVR	37,000,000	51.00%	Bogotá	147,035.97	402,338	1,599	72,552,000
3683	180	UVR	34,900,000	49.12%	Bogotá	138,690.69	379,602	1,508	71,048,000
3684	180	UVR	47,700,000	58.17%	Bogotá	189,557.19	518,889	2,061	82,000,000
3685	180	UVR	39,000,000	53.27%	Bogotá	154,983.86	424,086	1,685	73,212,000
3686	180	UVR	55,000,000	56.70%	Bogotá	218,566.99	598,069	2,377	97,000,000
3687	180	UVR	27,000,000	54.82%	Bogotá	107,296.52	293,598	1,167	49,255,000
3688	180	UVR	37,000,000	44.58%	Bogotá	147,035.97	402,338	1,599	83,000,000
3689	180	UVR	35,000,000	49.72%	Bogotá	139,088.08	380,590	1,512	70,400,000
3690	180	UVR	66,000,000	66.67%	Bogotá	262,280.38	717,683	2,852	99,000,000
3691	180	UVR	36,000,000	36.73%	Medellín	143,062.03	391,464	1,556	98,000,000
3692	180	UVR	48,245,660	68.92%	Pereira	191,725.61	524,823	2,085	70,000,000
3693	180	UVR	46,202,635	63.50%	Bogotá	183,606.74	502,407	1,997	72,760,000
3694	180	UVR	44,868,490	59.82%	Pereira	178,304.92	487,900	1,939	75,000,000

Número	Plazo en meses	Amortización	Monto aprobado	LTV	CIUDAD	Valor Credito UVR	Proyección valor cuota pesos	Proyección valor cuota UVR*	Valor vivienda
3695	180	UVR	40,000,000	53.08%	Bogotá	158,957.81	434,960	1,729	75,352,434
3696	180	UVR	56,400,000	60.00%	Medellin	224,130.51	613,293	2,437	94,000,000
3697	180	UVR	55,265,000	70.00%	Bogotá	219,620.08	600,951	2,388	78,950,000
3698	180	UVR	55,000,000	55.72%	Medellin	218,566.99	598,069	2,377	98,700,000
3699	180	UVR	28,050,000	47.79%	Barranquilla	111,469.16	305,015	1,212	58,700,000
3700	180	UVR	37,628,490	56.67%	Calí	149,533.56	409,172	1,628	68,400,000
3701	180	UVR	57,000,000	59.69%	Bogotá	226,514.88	619,817	2,463	95,500,000
3702	180	UVR	20,000,000	38.46%	Medellin	79,478.90	217,480	864	52,000,000
3703	180	UVR	64,000,000	66.25%	Bogotá	254,332.49	695,935	2,766	96,600,000
3704	180	UVR	29,000,000	30.00%	Bogotá	115,244.41	315,346	1,253	96,851,904
3705	180	UVR	42,000,000	57.53%	Bogotá	166,905.70	456,708	1,815	73,005,000
3706	180	UVR	25,410,900	48.31%	Bogotá	100,981.52	276,318	1,098	52,600,000
3707	180	UVR	27,000,000	41.54%	Bogotá	107,298.52	293,598	1,167	65,000,000
3708	180	UVR	24,344,661	47.14%	Barranquilla	96,744.35	264,724	1,052	51,640,190
3709	180	UVR	50,000,000	56.82%	Bucaramanga	198,697.26	543,700	2,161	88,000,000
3710	180	UVR	57,895,264	70.00%	Bucaramanga	230,072.61	629,553	2,502	82,707,521
3711	180	UVR	30,000,000	50.00%	Bogotá	119,218.36	326,220	1,296	60,000,000
3712	180	UVR	30,000,000	50.85%	Bogotá	119,218.36	326,220	1,296	59,000,000
3713	180	UVR	56,000,000	61.34%	Bogotá	222,540.93	608,943	2,420	91,300,000
3714	180	UVR	27,044,661	49.50%	Calí	107,474.00	294,083	1,189	54,640,190
3715	180	UVR	28,062,840	50.32%	Calí	111,520.19	305,155	1,213	55,771,500
3716	180	UVR	28,062,840	50.32%	Calí	111,520.19	305,155	1,213	55,771,500
3717	180	UVR	24,600,000	47.37%	Barranquilla	97,759.05	267,500	1,063	51,931,510
3718	180	UVR	24,668,490	47.44%	Bogotá	98,031.23	268,245	1,066	52,000,000
3719	180	UVR	37,268,490	55.62%	Calí	148,102.94	405,257	1,610	67,000,000
3720	180	UVR	44,000,000	48.89%	Bogotá	174,853.59	478,456	1,901	90,000,000
3721	180	UVR	24,344,661	47.14%	Barranquilla	96,744.35	264,724	1,052	51,640,190
3722	180	UVR	37,700,000	53.86%	Bogotá	149,817.74	409,949	1,629	70,000,000
3723	180	UVR	26,282,008	34.58%	Bogotá	104,443.26	285,790	1,136	76,000,000
3724	180	UVR	34,000,000	52.71%	Calí	135,114.14	369,716	1,469	64,500,000
3725	180	UVR	28,500,000	49.14%	Bogotá	113,257.44	309,909	1,232	58,000,000
3726	180	UVR	40,000,000	57.14%	Bogotá	158,957.81	434,960	1,729	70,000,000
3727	180	UVR	28,268,490	50.48%	Calí	112,337.43	307,391	1,222	56,000,000
3728	180	UVR	50,500,000	61.55%	Bogotá	200,684.23	549,137	2,182	82,500,000
3729	180	UVR	57,000,000	58.94%	Bogotá	226,514.88	619,817	2,463	96,706,000
3730	180	UVR	38,000,000	53.48%	Bogotá	161,009.92	413,212	1,642	71,048,000
3731	180	UVR	36,500,000	52.72%	Calí	145,049.00	396,901	1,577	69,235,000
3732	180	UVR	43,000,000	52.23%	Bogotá	170,879.64	467,582	1,858	82,336,000
3733	180	UVR	47,400,000	67.57%	Bogotá	188,365.00	515,427	2,048	70,154,340
3734	180	UVR	35,271,181	49.68%	Bogotá	140,165.74	383,538	1,524	71,000,000
3735	180	UVR	40,000,000	55.56%	Bogotá	158,957.81	434,960	1,729	72,000,000
3736	180	UVR	36,569,000	56.00%	Bogotá	145,323.20	397,651	1,580	65,301,000
3737	180	UVR	29,000,000	37.29%	Bogotá	115,244.41	315,346	1,253	77,760,000
3738	180	UVR	28,000,000	47.51%	Bogotá	111,270.47	304,472	1,210	58,931,340
3739	180	UVR	44,065,000	67.09%	Medellin	175,111.90	479,162	1,904	65,681,440
3740	180	UVR	35,700,000	51.58%	Bogotá	141,869.84	388,201	1,543	69,207,000
3741	180	UVR	28,034,250	28.99%	Bogotá	111,406.57	304,844	1,211	96,700,000
3742	180	UVR	40,000,000	52.49%	Bogotá	158,957.81	434,960	1,729	76,200,000
3743	180	UVR	24,344,661	47.14%	Barranquilla	96,744.35	264,724	1,052	51,640,190
3744	180	UVR	45,000,000	63.38%	Barranquilla	178,827.54	489,330	1,945	71,003,000
3745	180	UVR	53,760,000	70.00%	Barranquilla	213,639.30	584,586	2,323	76,800,000
3746	180	UVR	36,000,000	54.43%	Bogotá	143,062.03	391,464	1,556	66,138,000
3747	180	UVR	38,500,000	53.13%	Bogotá	152,998.89	418,649	1,664	72,466,000
3748	180	UVR	39,000,000	51.32%	Bogotá	154,983.86	424,086	1,685	76,000,000
3749	180	UVR	50,000,000	68.49%	Bogotá	198,697.26	543,700	2,161	73,000,000
3750	180	UVR	50,000,000	62.50%	Bogotá	198,697.26	543,700	2,161	79,999,099
3751	180	UVR	59,000,000	61.33%	Bogotá	234,462.77	641,565	2,550	96,200,000
3752	180	UVR	40,568,490	44.73%	Bucaramanga	181,218.98	441,141	1,753	90,700,000
3753	180	UVR	37,000,000	51.03%	Bogotá	147,035.97	402,338	1,599	72,506,000
3754	180	UVR	45,700,000	47.36%	Medellin	181,609.30	496,941	1,975	96,500,000
3755	180	UVR	67,303,600	70.00%	Bogotá	267,460.82	731,859	2,908	96,148,000
3756	180	UVR	35,000,000	54.66%	Medellin	139,088.08	380,590	1,512	64,031,510
3757	180	UVR	42,000,000	58.33%	Bogotá	166,905.70	456,708	1,815	72,000,000
3758	180	UVR	36,399,090	55.97%	Bogotá	144,647.93	395,803	1,573	65,034,000
3759	180	UVR	27,589,127	47.55%	Calí	109,837.68	300,004	1,192	58,022,930
3760	180	UVR	40,000,000	42.15%	Bucaramanga	158,957.81	434,960	1,729	94,896,342
3761	180	UVR	43,241,660	67.10%	Barranquilla	171,839.99	470,209	1,869	64,440,000
3762	180	UVR	38,171,350	54.53%	Bogotá	151,690.85	415,075	1,649	70,000,000
3763	180	UVR	40,200,000	54.09%	Bogotá	159,752.60	437,134	1,737	74,327,000
3764	180	UVR	26,500,000	50.20%	Bogotá	105,309.55	288,161	1,145	52,789,100
3765	180	UVR	31,000,000	34.07%	Pereira	123,192.30	337,094	1,340	91,000,000
3766	180	UVR	29,794,000	61.73%	Bogotá	118,399.72	323,980	1,287	48,261,850
3767	180	UVR	35,000,000	43.75%	Bogotá	139,088.08	380,590	1,512	80,000,000
3768	180	UVR	54,450,000	55.00%	Calí	216,381.32	592,089	2,353	99,000,000

Número	Plazo en meses	Amortización	Monto aprobado	LTV	CIUDAD	Valor Credito UVR	Proyección valor cuota pesos	Proyección valor cuota UVR*	Valor vivienda
3769	180	UVR	46,000,000	58.23%	Bogotá	182,801.48	600,204	1,988	79,000,000
3770	180	UVR	52,000,000	66.84%	Bogotá	208,648.15	565,448	2,247	77,800,000
3771	180	UVR	44,000,000	53.01%	Bogotá	174,853.59	478,456	1,901	83,000,000
3772	180	UVR	40,050,000	54.21%	Bogotá	159,156.51	435,503	1,731	73,881,000
3773	180	UVR	32,849,400	60.00%	Bogotá	130,541.72	357,204	1,420	54,749,585
3774	180	UVR	55,000,000	65.40%	Bogotá	218,566.99	598,069	2,377	84,101,000
3775	180	UVR	38,000,000	53.52%	Bogotá	151,009.92	413,212	1,642	71,000,000
3776	180	UVR	68,000,000	68.55%	Bogotá	270,228.28	739,431	2,938	99,200,000
3777	180	UVR	48,000,000	61.54%	Bogotá	190,749.37	521,952	2,074	78,000,000
3778	180	UVR	32,000,000	53.20%	Pereira	127,166.25	347,968	1,383	60,150,000
3779	180	UVR	24,323,790	47.12%	Bogotá	98,661.41	264,497	1,051	51,617,000
3780	180	UVR	24,344,661	47.14%	Cali	96,744.35	264,724	1,052	51,640,190
3781	180	UVR	41,000,000	42.71%	Bogotá	162,931.75	445,834	1,772	96,000,000
3782	180	UVR	44,300,000	59.96%	Bogotá	176,045.77	481,718	1,914	73,881,000
3783	180	UVR	60,550,000	70.00%	Pereira	240,622.38	658,420	2,617	86,500,000
3784	180	UVR	42,300,000	60.43%	Cali	168,097.88	459,970	1,828	70,000,000
3785	180	UVR	32,000,000	53.78%	Cali	127,166.25	347,968	1,383	59,500,000
3786	180	UVR	60,000,000	60.25%	Cali	238,436.71	652,439	2,593	99,591,767
3787	180	UVR	45,000,000	56.74%	Cali	178,827.54	489,330	1,945	79,304,578
3788	180	UVR	27,000,000	46.53%	Cali	107,296.52	293,598	1,167	58,022,930
3789	180	UVR	56,000,000	70.00%	Bogotá	222,540.93	608,943	2,420	80,000,000
3790	180	UVR	28,268,490	50.48%	Cali	112,337.43	307,391	1,222	56,000,000
3791	180	UVR	24,075,777	46.62%	Bucaramanga	95,675.82	261,800	1,040	51,640,190
3792	180	UVR	34,600,000	49.43%	Bogotá	137,498.50	376,240	1,495	70,000,000
3793	180	UVR	58,000,000	61.70%	Bogotá	230,488.82	630,691	2,506	94,000,000
3794	180	UVR	40,000,000	50.96%	Bogotá	158,957.81	434,960	1,729	78,500,000
3795	180	UVR	27,000,000	31.91%	Bogotá	107,296.52	293,598	1,167	84,600,000
3796	180	UVR	49,380,000	60.00%	Bogotá	198,233.42	536,958	2,134	82,300,000
3797	180	UVR	62,200,000	64.79%	Bogotá	247,179.39	678,362	2,688	96,000,000
3798	180	UVR	67,716,535	69.96%	Bogotá	269,101.80	736,349	2,926	96,793,784
3799	180	UVR	56,427,000	60.00%	Barranquilla	224,237.81	613,587	2,438	94,045,000
3800	180	UVR	40,400,000	56.09%	Bogotá	160,547.39	439,309	1,746	72,031,510
3801	180	UVR	32,768,490	53.72%	Bucaramanga	130,220.18	356,324	1,416	61,000,000
3802	180	UVR	58,000,000	68.48%	Bogotá	230,488.82	630,691	2,506	84,700,000
3803	180	UVR	57,200,000	59.93%	Bogotá	227,309.67	621,992	2,472	95,439,000
3804	180	UVR	54,910,000	60.14%	Bogotá	218,209.33	597,091	2,373	91,300,000
3805	180	UVR	19,180,642	37.14%	Barranquilla	76,222.82	208,570	829	51,640,190
3806	180	UVR	45,000,000	56.25%	Bogotá	178,827.54	489,330	1,945	80,000,000
3807	180	UVR	34,460,000	50.74%	Bogotá	136,942.15	374,718	1,489	67,910,000
3808	180	UVR	27,000,000	38.57%	Bogotá	107,296.52	293,598	1,167	70,000,000
3809	180	UVR	24,344,661	47.14%	Barranquilla	96,744.35	264,724	1,052	51,640,190
3810	180	UVR	49,514,803	63.64%	Bogotá	198,769.11	538,424	2,140	77,810,000
3811	180	UVR	52,000,000	62.84%	Bogotá	208,648.15	565,448	2,247	82,750,000
3812	180	UVR	39,000,000	52.95%	Pereira	154,983.86	424,086	1,685	73,658,000
3813	180	UVR	50,000,000	55.31%	Bogotá	198,697.26	543,700	2,161	90,400,000
3814	180	UVR	64,675,000	65.00%	Bogotá	257,014.91	703,275	2,795	99,500,000
3815	180	UVR	24,344,661	47.14%	Bogotá	96,744.35	264,724	1,052	51,640,190
3816	180	UVR	21,900,000	40.00%	Bogotá	87,029.40	238,140	946	54,749,000
3817	180	UVR	32,000,000	50.37%	Medellín	127,166.25	347,968	1,383	63,531,510
3818	180	UVR	56,000,000	62.05%	Bogotá	222,540.93	608,943	2,420	90,250,000
3819	180	UVR	30,000,000	50.00%	Cali	119,218.36	326,220	1,296	60,000,000
3820	180	UVR	24,344,661	47.14%	Barranquilla	96,744.35	264,724	1,052	51,640,190
3821	180	UVR	28,000,000	31.11%	Bogotá	111,270.47	304,472	1,210	90,000,000
3822	180	UVR	33,000,000	44.86%	Bogotá	131,140.19	358,842	1,426	73,570,000
3823	180	UVR	50,000,000	58.82%	Bogotá	198,697.26	543,700	2,161	85,000,000
3824	180	UVR	54,000,000	59.60%	Bogotá	214,593.04	587,195	2,333	90,600,000
3825	180	UVR	57,100,000	59.98%	Bogotá	226,912.27	620,905	2,467	95,200,000
3826	180	UVR	30,500,000	44.50%	Pereira	121,205.33	331,657	1,318	68,540,000
3827	180	UVR	43,000,000	58.74%	Bogotá	170,879.64	467,582	1,858	73,202,000
3828	180	UVR	35,000,000	46.48%	Bogotá	139,088.08	380,590	1,512	75,295,000
3829	180	UVR	24,344,661	47.14%	Barranquilla	96,744.35	264,724	1,052	51,640,190
3830	180	UVR	31,000,000	49.23%	Bogotá	123,192.30	337,094	1,340	62,970,000
3831	180	UVR	59,700,000	60.00%	Bogotá	237,244.53	649,177	2,580	99,500,000
3832	180	UVR	50,000,000	58.74%	Bogotá	198,697.26	543,700	2,161	85,114,000
3833	180	UVR	63,000,000	70.00%	Bogotá	250,358.55	685,061	2,722	90,000,000
3834	180	UVR	51,000,000	65.38%	Bogotá	202,671.21	554,574	2,204	78,000,000
3835	180	UVR	43,000,000	57.33%	Bogotá	170,879.64	467,582	1,858	75,000,000
3836	180	UVR	66,290,000	70.00%	Bogotá	263,432.83	720,837	2,865	94,700,000
3837	180	UVR	29,168,490	51.17%	Cali	115,913.98	317,178	1,260	57,000,000
3838	180	UVR	23,052,255	44.64%	Bogotá	91,608.40	250,670	996	51,640,190
3839	180	UVR	28,000,000	51.28%	Bogotá	111,270.47	304,472	1,210	54,600,000
3840	180	UVR	36,000,000	50.19%	Bogotá	143,062.03	391,464	1,556	71,731,000
3841	180	UVR	51,000,000	60.00%	Bogotá	202,671.21	554,574	2,204	85,000,000
3842	180	UVR	26,500,000	50.37%	Bogotá	105,309.55	288,161	1,145	52,609,100

Número	Plazo en meses	Amortización	Monto aprobado	LTV	CIUDAD	Valor Credito UVR	Proyección valor cuota pesos	Proyección valor cuota UVR*	Valor vivienda
3843	180	UVR	39,000,000	54.17%	Bogotá	154,983.86	424,086	1,685	72,000,000
3844	180	UVR	29,500,000	44.03%	Bogotá	117,231.38	320,783	1,275	67,000,000
3845	180	UVR	30,000,000	49.62%	Bogotá	119,218.36	326,220	1,296	60,455,810
3846	180	UVR	24,000,000	46.05%	Medellín	95,374.69	260,976	1,037	52,120,000
3847	180	UVR	27,000,000	37.50%	Bucaramanga	107,296.52	293,598	1,167	72,000,000
3848	180	UVR	69,440,000	69.79%	Bogotá	275,950.76	755,090	3,001	99,500,000
3849	180	UVR	37,636,649	53.01%	Barranquilla	149,565.98	409,261	1,626	71,003,000
3850	180	UVR	57,000,000	60.00%	Medellín	226,514.88	619,817	2,463	95,000,000
3851	180	UVR	39,000,000	54.89%	Bogotá	154,983.86	424,086	1,685	71,048,000
3852	180	UVR	26,000,000	43.33%	Bogotá	103,322.58	282,724	1,124	60,000,000
3853	180	UVR	24,344,661	47.14%	Barranquilla	96,744.35	264,724	1,052	51,640,190
3854	180	UVR	37,000,000	52.86%	Bogotá	147,035.97	402,338	1,599	70,000,000
3855	180	UVR	37,000,000	43.53%	Medellín	147,035.97	402,338	1,599	85,000,000
3856	180	UVR	16,200,000	29.05%	Bogotá	64,377.91	176,159	700	55,771,405
3857	180	UVR	40,000,000	49.88%	Pereira	158,957.81	434,960	1,729	80,200,000
3858	180	UVR	25,000,000	47.44%	Bogotá	99,348.63	271,850	1,080	52,700,000
3859	180	UVR	27,000,000	52.28%	Medellín	107,296.52	293,598	1,167	51,640,190
3860	180	UVR	27,000,000	31.03%	Bogotá	107,296.52	293,598	1,167	87,000,000
3861	180	UVR	32,868,490	46.95%	Bogotá	130,617.58	357,412	1,420	70,000,000
3862	180	UVR	30,000,000	54.80%	Bogotá	119,218.36	326,220	1,296	54,749,000
3863	180	UVR	37,800,000	54.00%	Bogotá	150,215.13	411,037	1,633	70,000,000
3864	180	UVR	38,855,000	44.67%	Pereira	154,407.64	422,509	1,679	66,987,250
3865	180	UVR	27,913,296	50.20%	Bogotá	110,925.91	303,529	1,206	55,605,340
3866	180	UVR	26,116,350	50.22%	Bogotá	103,784.94	283,989	1,129	52,000,000
3867	180	UVR	27,700,000	47.76%	Bogotá	110,078.28	301,210	1,197	58,000,000
3868	180	UVR	30,000,000	44.69%	Bogotá	119,218.36	326,220	1,296	67,131,510
3869	180	UVR	52,000,000	54.11%	Bogotá	206,645.15	565,448	2,247	96,100,000
3870	180	UVR	47,000,000	60.95%	Bogotá	186,775.43	511,078	2,031	77,111,510
3871	180	UVR	63,000,000	70.00%	Bogotá	250,358.55	685,061	2,722	90,000,000
3872	180	UVR	28,557,075	54.29%	Bogotá	113,484.25	310,529	1,234	52,600,000
3873	180	UVR	24,365,422	41.29%	Barranquilla	96,826.85	264,949	1,053	59,017,360
3874	180	UVR	32,000,000	44.44%	Bogotá	127,166.25	347,968	1,383	71,999,510
3875	180	UVR	20,000,000	34.22%	Medellín	79,478.90	217,480	864	58,450,000
3876	180	UVR	42,000,000	53.85%	Bogotá	166,905.70	456,708	1,815	78,000,000
3877	180	UVR	38,000,000	50.72%	Bogotá	151,009.92	413,212	1,642	74,923,400
3878	180	UVR	40,000,000	54.14%	Bogotá	158,957.81	434,960	1,729	73,881,000
3879	180	UVR	38,000,000	58.16%	Bogotá	151,009.92	413,212	1,642	65,340,000
3880	180	UVR	60,000,000	62.83%	Pereira	238,436.71	652,439	2,593	95,500,000
3881	180	UVR	62,000,000	63.29%	Bogotá	246,384.60	674,187	2,679	97,967,850
3882	180	UVR	27,253,718	31.33%	Bogotá	108,304.78	296,357	1,178	87,000,000
3883	180	UVR	34,667,778	53.34%	Bogotá	137,767.85	376,977	1,498	65,000,000
3884	180	UVR	36,062,100	37.56%	Bogotá	143,308.81	392,139	1,558	96,000,000
3885	180	UVR	46,980,000	60.00%	Bogotá	166,695.95	510,860	2,030	78,300,000
3886	180	UVR	27,000,000	27.11%	Bogotá	107,296.52	293,598	1,167	99,591,000
3887	180	UVR	36,127,490	52.71%	Pereira	143,568.67	392,850	1,561	68,540,000
3888	180	UVR	40,000,000	56.35%	Bogotá	158,957.81	434,960	1,729	70,982,000
3889	180	UVR	36,800,000	51.78%	Bogotá	146,241.18	400,163	1,590	71,074,000
3890	180	UVR	51,100,000	56.42%	Bogotá	203,068.60	555,661	2,208	90,574,544
3891	180	UVR	52,000,000	66.50%	Call	206,645.15	565,448	2,247	78,198,000
3892	180	UVR	24,000,000	30.08%	Pereira	95,374.69	260,976	1,037	79,800,000
3893	180	UVR	37,000,000	51.10%	Bogotá	147,035.97	402,338	1,599	72,413,000
3894	180	UVR	24,344,661	47.14%	Barranquilla	96,744.35	264,724	1,052	51,640,190
3895	180	UVR	40,000,000	40.82%	Bogotá	158,957.81	434,960	1,729	98,000,000
3896	180	UVR	48,000,000	52.52%	Bogotá	190,749.37	521,952	2,074	91,393,714
3897	180	UVR	24,344,661	47.14%	Barranquilla	96,744.35	264,724	1,052	51,640,190
3898	180	UVR	41,800,000	58.83%	Bogotá	166,110.91	454,533	1,806	71,048,000
3899	180	UVR	27,142,590	49.58%	Barranquilla	107,863.17	295,148	1,173	54,749,000
3900	180	UVR	40,000,000	54.38%	Bogotá	158,957.81	434,960	1,729	73,553,350
3901	180	UVR	40,000,000	42.55%	Medellín	158,957.81	434,960	1,729	94,000,000
3902	180	UVR	58,800,000	70.00%	Bogotá	233,667.98	639,391	2,541	84,000,000
3903	180	UVR	42,000,000	51.85%	Bogotá	166,905.70	456,708	1,815	81,000,000
3904	180	UVR	62,000,000	69.19%	Bucaramanga	246,384.60	674,187	2,679	89,611,067
3905	180	UVR	27,000,000	39.19%	Bogotá	107,296.52	293,598	1,167	68,900,000
3906	180	UVR	28,000,000	51.78%	Bogotá	111,270.47	304,472	1,210	54,070,000
3907	180	UVR	52,000,000	62.65%	Bogotá	206,645.15	565,448	2,247	83,000,000
3908	180	UVR	29,000,000	48.33%	Bogotá	115,244.41	315,346	1,253	60,000,000
3909	180	PESOS	35,000,000	43.21%	Bucaramanga	139,088.08	380,590	1,512	81,000,000
3910	180	PESOS	17,925,830	39.74%	Pereira	71,236.27	194,925	775	45,104,500
3911	180	PESOS	21,000,000	39.47%	Medellín	83,462.85	228,354	907	53,200,000
3912	180	PESOS	18,500,000	38.38%	Medellín	73,517.99	201,169	799	48,200,000
3913	180	PESOS	18,700,000	33.47%	Medellín	74,312.78	203,344	808	55,870,000
3914	180	PESOS	19,856,300	40.03%	Medellín	78,907.85	215,917	858	49,800,000
3915	180	PESOS	13,099,645	27.14%	Pereira	52,057.27	142,445	566	48,261,850
3916	180	PESOS	41,000,000	44.70%	Bogotá	162,931.75	445,834	1,772	91,713,538

Número	Plazo en meses	Amortización	Monto aprobado	LTV	CIUDAD	Valor Credito UVR	Proyección valor cuota pesos	Proyección valor cuota UVR*	Valor vivienda
3917	180	PESOS	20,500,000	39.72%	Bogotá	81,465.88	222,917	886	51,617,700
3917	180	PESOS	18,900,000	21.72%	Medellin	75,107.56	205,518	817	87,000,000
3918	180	PESOS	17,500,000	36.26%	Medellin	69,544.04	190,295	756	48,261,780
3919	180	PESOS	55,200,000	60.00%	Bogotá	219,361.78	600,244	2,385	92,000,000
3920	180	PESOS	17,089,576	37.89%	Calí	67,913.04	185,832	738	45,104,500
3921	180	PESOS	66,000,000	69.48%	Bogotá	262,280.38	717,683	2,852	94,992,000
3922	180	PESOS	21,100,000	40.67%	Calí	83,850.24	229,441	912	51,881,489
3923	180	PESOS	25,000,000	45.03%	Calí	99,348.63	271,850	1,080	55,513,193
3924	180	PESOS	54,000,000	60.00%	Medellin	214,593.04	587,195	2,333	90,000,000
3925	180	PESOS	22,752,015	47.14%	Barranquilla	90,415.26	247,405	983	48,261,850
3926	180	PESOS	22,752,015	47.14%	Barranquilla	90,415.26	247,405	983	48,261,850
3927	180	PESOS	26,199,290	54.29%	Barranquilla	104,114.54	284,891	1,132	48,261,850
3928	180	PESOS	22,036,650	45.66%	Barranquilla	87,572.44	239,626	952	48,261,850
3929	180	PESOS	37,770,000	60.00%	Medellin	150,095.91	410,711	1,632	62,950,000
3930	180	PESOS	30,000,000	52.23%	Calí	119,218.36	326,220	1,296	57,442,925
3931	180	PESOS	23,868,490	45.90%	Pereira	94,852.07	259,546	1,031	52,000,000
3932	180	PESOS	24,700,000	45.11%	Barranquilla	98,156.45	268,588	1,067	54,749,000
3933	180	PESOS	28,749,000	52.51%	Barranquilla	114,246.95	312,616	1,242	54,749,000
3934	180	PESOS	24,344,490	47.14%	Barranquilla	96,743.67	264,722	1,052	51,640,190
3935	180	PESOS	28,000,000	40.85%	Pereira	111,270.47	304,472	1,210	68,540,000
3936	180	PESOS	30,068,490	51.84%	Barranquilla	119,490.53	326,964	1,299	58,000,000
3937	180	PESOS	35,645,660	63.65%	Calí	141,653.90	387,611	1,540	56,000,000
3938	180	PESOS	34,519,760	63.05%	Barranquilla	137,179.64	375,368	1,492	54,749,000
3939	180	PESOS	46,000,000	55.37%	Bogotá	182,801.48	500,204	1,988	83,072,000
3940	180	PESOS	50,000,000	65.10%	Barranquilla	198,697.26	543,700	2,161	76,800,000
3941	180	PESOS	24,344,661	47.14%	Barranquilla	96,744.35	264,724	1,052	51,640,190
3942	180	PESOS	52,500,000	60.00%	Bucaramanga	208,632.12	570,885	2,269	87,500,000
3943	180	PESOS	30,000,000	37.50%	Bogotá	119,218.36	326,220	1,296	80,000,000
3944	180	PESOS	66,493,000	70.00%	Bogotá	264,239.54	723,044	2,873	94,990,000
3945	180	PESOS	19,970,000	44.27%	Pereira	79,359.69	217,154	863	45,104,500
3946	180	PESOS	20,000,000	42.64%	Bucaramanga	79,478.90	217,480	864	46,908,675
3947	180	PESOS	35,000,000	44.30%	Bucaramanga	139,088.08	380,590	1,512	78,999,080
3948	180	PESOS	9,116,350	17.53%	Bogotá	36,227.88	99,131	394	52,000,000
3949	180	PESOS	29,000,000	55.13%	Bogotá	115,244.41	315,346	1,253	52,600,000
3950	180	PESOS	29,000,000	55.77%	Bogotá	115,244.41	315,346	1,253	52,000,000
3951	180	PESOS	20,609,950	39.93%	Bogotá	81,902.81	224,112	891	51,617,000
3952	180	PESOS	24,000,000	28.74%	Bogotá	95,374.69	260,978	1,037	83,500,000
3953	180	PESOS	28,000,000	54.25%	Bogotá	111,270.47	304,472	1,210	51,617,000
3954	180	PESOS	30,000,000	54.80%	Barranquilla	119,218.38	326,220	1,296	54,749,000
3955	180	PESOS	49,000,000	56.98%	Bogotá	194,723.32	532,826	2,117	86,000,000
3956	180	PESOS	27,000,000	49.32%	Barranquilla	107,296.52	293,598	1,167	54,749,000
3957	180	PESOS	28,145,203	60.00%	Bucaramanga	111,847.50	306,051	1,216	46,908,675
3958	180	PESOS	43,000,000	50.00%	Bogotá	170,879.64	467,582	1,858	86,000,000
3959	180	PESOS	19,722,073	45.74%	Bucaramanga	78,374.44	214,458	852	43,120,000
3960	180	PESOS	29,000,000	61.64%	Bogotá	115,244.41	315,346	1,253	47,044,000
3961	180	PESOS	21,000,000	54.47%	Medellin	83,452.85	228,354	907	38,556,031
3962	180	PESOS	54,000,000	67.67%	Bogotá	214,593.04	587,195	2,333	79,800,000
3963	180	PESOS	55,000,000	64.36%	Bucaramanga	218,566.99	598,069	2,377	85,461,376
3964	180	PESOS	46,117,800	60.00%	Bogotá	183,269.61	501,485	1,993	76,863,000
3965	180	PESOS	53,000,000	61.46%	Bucaramanga	210,619.10	578,322	2,290	86,230,144
3966	180	PESOS	16,750,000	37.14%	Pereira	66,575.50	182,172	724	45,104,500
3967	180	PESOS	60,000,000	65.22%	Bogotá	238,436.71	652,439	2,593	92,000,000
3968	180	PESOS	23,000,000	50.99%	Barranquilla	91,400.74	250,102	994	45,104,500
3969	180	PESOS	45,000,000	58.54%	Bucaramanga	178,827.54	489,330	1,945	76,876,800
3970	180	PESOS	25,000,000	55.56%	Bogotá	99,348.63	271,850	1,080	45,000,000
3971	180	PESOS	16,760,000	37.16%	Pereira	66,603.32	182,248	724	45,104,500
3972	180	PESOS	16,753,000	37.14%	Pereira	66,575.50	182,172	724	45,104,500
3973	180	PESOS	16,039,859	35.56%	Pereira	63,741.52	174,417	693	45,104,500
3974	180	PESOS	22,000,000	48.78%	Pereira	87,426.79	239,228	951	45,104,500
3975	180	PESOS	16,753,000	37.14%	Pereira	66,575.50	182,172	724	45,104,500
3976	180	PESOS	17,925,830	39.74%	Pereira	71,236.27	194,925	775	45,104,500
3977	180	PESOS	28,977,451	64.25%	Bogotá	115,154.80	315,101	1,252	45,104,500
3978	180	PESOS	16,753,000	37.14%	Pereira	66,575.50	182,172	724	45,104,500
3979	180	PESOS	21,263,550	47.14%	Calí	84,500.18	231,220	919	45,104,394
3980	180	PESOS	19,970,000	44.27%	Pereira	79,359.69	217,154	863	45,104,500
3981	180	PESOS	16,753,000	34.71%	Pereira	66,575.50	182,172	724	48,261,850
3982	180	PESOS	19,970,000	44.27%	Pereira	79,359.69	217,154	863	45,104,500
3983	180	PESOS	16,753,000	37.14%	Pereira	66,575.50	182,172	724	45,104,500
3984	180	PESOS	25,000,000	50.40%	Medellin	99,348.63	271,850	1,080	49,600,000
3985	180	PESOS	15,464,000	34.28%	Pereira	61,453.09	168,155	668	45,104,500
3986	180	PESOS	19,330,000	42.86%	Pereira	76,816.36	210,194	835	45,104,500
3987	180	PESOS	19,970,000	44.27%	Pereira	79,359.69	217,154	863	45,104,500
3988	180	PESOS	21,000,000	46.56%	Calí	83,452.85	228,354	907	45,104,500
3989	180	PESOS	16,753,000	37.14%	Pereira	66,575.50	182,172	724	45,104,500

Número	Plazo en meses	Amortización	Monto aprobado	LTV	CIUDAD	Valor Credito UVR	Proyección valor cuota pesos	Proyección valor cuota UVR*	Valor vivienda
3990	180	PESOS	50,000,000	52.50%	Bucaramanga	198,697.26	543,700	2,161	95,242,000
3991	180	PESOS	18,000,000	39.91%	Medellín	71,531.01	195,732	778	45,104,500
3992	180	PESOS	19,970,000	44.27%	Pereira	79,359.69	217,154	863	45,104,500
3993	180	PESOS	50,000,000	66.67%	Bucaramanga	198,697.26	543,700	2,161	75,000,000
3994	180	PESOS	19,330,000	42.86%	Pereira	76,816.36	210,194	835	45,104,500
3995	180	PESOS	19,330,000	42.86%	Pereira	76,816.36	210,194	835	45,104,500
3996	180	PESOS	19,060,950	42.26%	Pereira	75,747.17	207,269	824	45,104,500
3997	180	PESOS	19,330,000	42.86%	Pereira	76,816.36	210,194	835	45,104,500
3998	180	PESOS	56,563,000	70.00%	Bogotá	224,778.26	615,066	2,444	80,805,000
3999	180	PESOS	19,969,321	44.27%	Bucaramanga	79,356.99	217,146	863	45,104,500
4000	180	PESOS	30,701,800	63.39%	Cali	122,007.27	333,851	1,327	48,432,000
4001	180	PESOS	19,000,000	36.56%	Bogotá	75,504.96	206,606	821	51,970,000
4002	180	PESOS	16,753,000	37.14%	Pereira	66,575.50	182,172	724	45,104,500
4003	180	PESOS	32,000,000	41.97%	Medellín	127,166.25	347,968	1,383	76,245,670
4004	180	PESOS	11,103,740	20.13%	Bogotá	44,125.65	120,742	480	55,150,100
4005	180	PESOS	20,683,000	45.86%	Pereira	82,193.11	224,907	894	45,104,500
4006	180	PESOS	20,680,000	45.85%	Pereira	82,181.19	224,874	894	45,104,500
4007	180	PESOS	20,683,000	45.76%	Pereira	82,193.11	224,907	894	45,194,500
4008	180	PESOS	19,330,000	42.86%	Pereira	76,816.36	210,194	835	45,104,500
4009	180	PESOS	21,373,074	47.39%	Pereira	84,935.43	232,411	924	45,104,500
4010	180	PESOS	14,935,143	33.11%	Pereira	59,351.44	162,405	645	45,104,500
4011	180	PESOS	19,330,000	42.86%	Pereira	76,816.36	210,194	835	45,104,500
4012	180	PESOS	19,000,000	42.22%	Medellín	75,504.96	206,606	821	45,000,000
4013	180	PESOS	30,468,350	61.42%	Cali	121,079.55	331,313	1,317	49,604,500
4014	180	PESOS	19,330,000	42.86%	Pereira	76,816.36	210,194	835	45,104,500
4015	180	PESOS	19,930,000	43.61%	Pereira	79,200.73	216,719	861	45,704,500
4016	180	PESOS	15,464,000	34.28%	Pereira	61,453.09	168,155	668	45,104,500
4017	180	PESOS	16,753,000	37.14%	Pereira	66,575.50	182,172	724	45,104,500
4018	180	PESOS	21,263,550	47.14%	Medellín	84,500.18	231,220	919	45,104,500
4019	180	PESOS	16,753,000	37.14%	Pereira	66,575.50	182,172	724	45,104,500
4020	180	PESOS	19,769,336	41.94%	Bucaramanga	78,562.26	214,972	854	47,134,203
4021	180	PESOS	21,373,000	47.39%	Pereira	84,935.13	232,410	924	45,104,500
4022	180	PESOS	19,970,000	44.27%	Pereira	79,359.69	217,154	863	45,104,500
4023	180	PESOS	15,500,000	34.36%	Pereira	61,596.15	168,547	670	45,104,500
4024	180	PESOS	16,753,000	37.14%	Pereira	66,575.50	182,172	724	45,104,500
4025	180	PESOS	21,263,500	47.14%	Medellín	84,499.98	231,219	919	45,104,500
4026	180	PESOS	19,330,000	42.86%	Pereira	76,816.36	210,194	835	45,104,500
4027	180	PESOS	16,754,000	37.14%	Pereira	66,579.48	182,183	724	45,104,500
4028	180	PESOS	19,970,000	44.27%	Pereira	79,359.69	217,154	863	45,104,500
4029	180	PESOS	22,751,850	47.14%	Medellín	90,414.61	247,403	983	48,261,500
4030	180	PESOS	25,587,139	54.29%	Bucaramanga	101,681.89	278,234	1,106	47,134,203
4031	180	PESOS	54,279,600	60.00%	Bogotá	215,704.16	590,236	2,346	90,466,000
4032	180	PESOS	19,970,000	44.27%	Pereira	79,359.69	217,154	863	45,104,500
4033	180	PESOS	16,753,000	37.14%	Pereira	66,575.50	182,172	724	45,104,500
4034	180	PESOS	19,330,000	42.86%	Pereira	76,816.36	210,194	835	45,104,500
4035	180	PESOS	19,330,000	42.86%	Pereira	76,816.36	210,194	835	45,104,500
4036	180	PESOS	16,753,100	37.14%	Cali	66,575.90	182,173	724	45,104,500
4037	180	PESOS	28,000,000	44.80%	Bogotá	111,270.47	304,472	1,210	82,500,000
4038	180	PESOS	19,330,000	42.86%	Pereira	76,816.36	210,194	835	45,104,000
4039	180	PESOS	19,330,000	42.86%	Pereira	76,816.36	210,194	835	45,104,500
4040	180	PESOS	19,330,000	42.86%	Pereira	76,816.36	210,194	835	45,104,500
4041	180	PESOS	22,940,494	48.67%	Bucaramanga	91,164.27	249,455	991	47,134,203
4042	180	PESOS	19,330,000	42.86%	Pereira	76,816.36	210,194	835	45,104,500
4043	180	PESOS	20,273,614	44.95%	Cali	80,566.23	220,455	876	45,104,500
4044	180	PESOS	15,603,906	33.11%	Bucaramanga	62,009.07	169,877	674	47,134,203
4045	180	PESOS	19,970,000	44.27%	Pereira	79,359.69	217,154	863	45,104,500
4046	180	PESOS	19,330,000	42.86%	Pereira	76,816.36	210,194	835	45,104,500
4047	180	PESOS	20,000,000	42.43%	Bucaramanga	79,478.90	217,480	864	47,134,203
4048	180	PESOS	18,000,000	30.00%	Bogotá	71,531.01	195,732	778	60,000,000
4049	180	PESOS	20,873,718	44.29%	Bucaramanga	82,951.01	226,981	902	47,134,202
4050	180	PESOS	16,753,000	37.14%	Pereira	66,575.50	182,172	724	45,104,500
4051	180	PESOS	20,000,000	44.34%	Pereira	79,478.90	217,480	864	45,104,500
4052	180	PESOS	19,330,000	42.86%	Pereira	76,816.36	210,194	835	45,104,500
4053	180	PESOS	22,062,700	48.91%	Pereira	87,675.96	239,910	953	45,104,500
4054	180	PESOS	19,330,000	42.86%	Pereira	76,816.36	210,194	835	45,104,500
4055	180	PESOS	19,330,000	42.86%	Pereira	76,816.36	210,194	835	45,104,500
4056	180	PESOS	22,751,967	47.14%	Medellín	90,415.07	247,405	983	48,261,780
4057	180	PESOS	20,649,382	45.78%	Pereira	82,059.51	224,541	892	45,104,500
4058	180	PESOS	19,330,000	42.86%	Pereira	76,816.36	210,194	835	45,104,500
4059	180	PESOS	16,753,000	37.14%	Pereira	66,575.50	182,172	724	45,104,500
4060	180	PESOS	45,000,000	66.28%	Bogotá	178,827.54	489,330	1,945	67,890,000
4061	180	PESOS	19,330,000	42.86%	Pereira	76,816.36	210,194	835	45,104,500
4062	180	PESOS	21,263,550	47.14%	Cali	84,500.18	231,220	919	45,104,500
4063	180	PESOS	19,000,000	39.37%	Pereira	75,504.96	206,606	821	48,261,780

Número	Plazo en meses	Amortización	Monto aprobado	LTV	CIUDAD	Valor Credito UVR	Proyección valor cuota pesos	Proyección valor cuota UVR*	Valor vivienda
4064	180	PESOS	19,330,000	42.86%	Pereira	76,816.36	210,194	835	45,104,500
4065	180	PESOS	15,500,000	33.63%	Pereira	61,596.15	168,547	670	46,089,800
4066	180	PESOS	20,000,000	44.34%	Pereira	79,478.90	217,480	864	45,104,500
4067	180	PESOS	19,970,000	44.27%	Pereira	79,359.69	217,154	863	45,104,500
4068	180	PESOS	19,330,000	42.86%	Pereira	76,816.36	210,194	835	45,104,500
4069	180	PESOS	19,970,000	44.27%	Pereira	79,359.69	217,154	863	45,104,500
4070	180	PESOS	18,881,596	41.86%	Pereira	75,034.43	205,318	816	45,104,500
4071	180	PESOS	13,149,319	29.15%	Medellin	52,254.67	142,986	568	45,104,500
4072	180	PESOS	19,330,000	42.86%	Pereira	76,816.36	210,194	835	45,104,500
4073	180	PESOS	23,090,283	48.99%	Bucaramanga	91,759.52	251,084	998	47,134,203
4074	180	PESOS	19,330,000	42.86%	Pereira	76,816.36	210,194	835	45,104,500
4075	180	PESOS	19,330,000	42.86%	Pereira	76,816.36	210,194	835	45,104,500
4076	180	PESOS	18,300,000	40.57%	Pereira	72,723.20	198,994	791	45,104,500
4077	180	PESOS	18,000,000	39.91%	Pereira	71,531.01	195,732	778	45,104,500
4078	180	PESOS	50,000,000	52.64%	Bogotá	198,697.26	543,700	2,161	94,990,000
4079	180	PESOS	58,122,000	60.00%	Bogotá	230,973.64	632,018	2,512	96,870,000
4080	180	PESOS	40,000,000	53.40%	Bogotá	158,957.81	434,960	1,729	74,900,000
4081	180	PESOS	39,000,000	65.00%	Barranquilla	154,983.86	424,086	1,685	60,000,000
4082	180	PESOS	21,373,074	44.29%	Pereira	84,935.43	232,411	924	48,261,780
4083	180	PESOS	55,000,000	59.08%	Bogotá	218,566.99	598,069	2,377	93,100,000
4084	180	PESOS	25,363,899	52.55%	Bucaramanga	100,794.75	275,807	1,096	48,261,780
4085	180	PESOS	68,733,000	70.00%	Bogotá	273,141.18	747,402	2,970	98,190,000
4086	180	PESOS	22,752,015	47.14%	Cali	90,415.26	247,405	983	48,261,850
4087	180	PESOS	31,923,000	62.59%	Pereira	126,860.25	347,130	1,379	51,000,659
4088	180	PESOS	18,346,300	38.01%	Pereira	72,907.19	199,497	793	48,261,780
4089	180	PESOS	24,820,000	51.43%	Pereira	98,633.32	269,892	1,073	48,261,780
4090	180	PESOS	29,951,039	52.77%	Cali	119,023.79	325,687	1,294	56,756,000
4091	180	PESOS	17,925,804	37.14%	Pereira	71,236.16	194,925	775	48,261,780
4092	180	PESOS	51,180,000	60.00%	Cali	203,388.52	556,531	2,212	85,300,000
4093	180	PESOS	55,000,000	63.73%	Bogotá	218,566.99	598,069	2,377	86,300,000
4094	180	PESOS	50,000,000	58.00%	Bogotá	198,697.26	543,700	2,161	86,200,000
4095	180	PESOS	45,000,000	61.64%	Medellin	178,827.54	489,330	1,945	73,000,000
4096	180	PESOS	39,000,000	60.00%	Bogotá	154,983.86	424,086	1,685	65,000,000
4097	180	PESOS	22,752,000	47.14%	Barranquilla	90,415.20	247,405	983	48,261,850
4098	180	PESOS	25,000,000	45.79%	Bogotá	99,348.63	271,850	1,080	54,600,000
4099	180	PESOS	22,752,000	47.14%	Barranquilla	90,415.20	247,405	983	48,261,850
4100	180	PESOS	47,000,000	48.45%	Bogotá	186,775.43	511,078	2,031	97,000,000
4101	180	PESOS	44,000,000	44.44%	Bogotá	174,853.59	478,456	1,901	99,000,000
4102	180	PESOS	25,000,000	51.80%	Medellin	99,348.63	271,850	1,080	48,261,850
4103	180	PESOS	59,478,000	60.00%	Bogotá	236,362.31	646,763	2,570	99,130,000
4104	180	PESOS	31,598,000	52.93%	Pereira	125,568.72	343,596	1,365	59,700,000
4105	180	PESOS	44,000,000	55.00%	Bogotá	174,853.59	478,456	1,901	80,000,000
4106	180	PESOS	49,000,000	59.92%	Bogotá	194,723.32	532,826	2,117	81,774,725
4107	180	PESOS	40,000,000	40.93%	Bogotá	158,957.81	434,960	1,729	97,730,000
4108	180	PESOS	17,900,000	31.29%	Medellin	71,133.82	194,644	774	57,200,000
4109	180	PESOS	10,000,000	18.80%	Medellin	39,739.45	108,740	432	53,200,000
4110	180	PESOS	30,000,000	54.55%	Bogotá	119,218.36	326,220	1,296	55,000,000
4111	180	PESOS	20,000,000	26.67%	Bogotá	79,478.90	217,480	864	75,000,000
4112	180	PESOS	43,700,000	59.99%	Pereira	173,661.41	475,193	1,888	72,843,900
4113	180	PESOS	40,000,000	59.70%	Bogotá	158,957.81	434,960	1,729	67,000,000
4114	180	PESOS	27,000,000	52.28%	Barranquilla	107,296.52	293,598	1,167	51,640,190
4115	180	PESOS	29,278,224	52.74%	Cali	116,350.06	318,371	1,265	55,513,193
4116	180	PESOS	53,745,172	65.25%	Bogotá	213,580.37	584,425	2,322	82,370,000
4117	180	PESOS	19,680,000	47.70%	Bogotá	78,207.24	214,000	850	41,255,760
4118	180	PESOS	35,000,000	36.19%	Bogotá	139,088.08	380,590	1,512	96,700,000
4119	180	PESOS	28,687,071	55.55%	Barranquilla	114,000.85	311,943	1,240	51,640,190
4120	180	PESOS	41,175,660	51.53%	Pereira	163,629.82	447,744	1,779	79,900,000
4121	180	PESOS	30,000,000	54.80%	Barranquilla	119,218.36	326,220	1,296	54,749,000
4122	180	PESOS	30,245,660	40.33%	Pereira	120,194.60	328,891	1,307	75,000,000
4123	180	PESOS	35,016,325	63.37%	Cali	139,152.96	380,767	1,513	55,255,000
4124	180	PESOS	34,975,160	63.30%	Cali	138,989.37	380,320	1,511	55,255,000
4125	180	PESOS	58,380,000	60.00%	Bogotá	231,998.92	634,824	2,523	97,300,000
4126	180	PESOS	45,000,000	50.79%	Bogotá	178,827.54	489,330	1,945	88,600,000
4127	180	PESOS	25,000,000	60.53%	Bogotá	99,348.63	271,850	1,080	41,300,000
4128	180	PESOS	22,200,000	35.24%	Bogotá	88,221.58	241,403	959	63,000,000
4129	180	PESOS	22,900,000	33.97%	Pereira	91,003.35	249,014	990	67,410,000
4130	180	PESOS	40,000,000	47.06%	Medellin	158,957.81	434,960	1,729	85,000,000
4131	180	PESOS	58,000,000	59.37%	Bogotá	230,488.82	630,691	2,506	97,700,000
4132	180	PESOS	27,142,590	49.58%	Barranquilla	107,863.17	295,148	1,173	54,749,000
4133	180	PESOS	58,338,000	60.00%	Bogotá	231,832.02	634,367	2,521	97,230,000
4134	180	PESOS	14,998,674	36.36%	Bogotá	59,603.91	163,095	648	41,255,760
4135	180	PESOS	30,000,000	54.80%	Barranquilla	119,218.36	326,220	1,296	54,749,000
4136	180	PESOS	15,857,000	32.86%	Pereira	63,014.85	172,429	685	48,261,850
4137	180	PESOS	65,000,000	67.71%	Bogotá	258,306.44	706,809	2,809	96,000,000

Número	Plazo en meses	Amortización	Monto aprobado	LTV	CIUDAD	Valor Credito UVR	Proyección valor cuota pesos	Proyección valor cuota UVR*	Valor vivienda
4138	180	PESOS	63,840,000	70.00%	Bogotá	253,898.66	894,196	2,759	91,200,000
4139	180	PESOS	50,935,660	51.61%	Pereira	202,415.52	553,874	2,201	98,700,000
4140	180	PESOS	36,000,000	46.30%	Bogotá	143,062.03	391,464	1,556	77,760,000
4141	180	PESOS	17,000,000	20.55%	Bucaramanga	87,557.07	184,858	735	82,707,521
4142	180	PESOS	58,000,000	58.41%	Bogotá	230,488.82	630,691	2,506	99,301,085
4143	180	PESOS	51,000,000	60.00%	Bogotá	202,671.21	554,574	2,204	85,000,000
4144	180	PESOS	48,000,000	48.98%	Bucaramanga	190,749.37	521,952	2,074	98,000,000
4145	180	PESOS	22,000,000	39.81%	Bogotá	87,426.79	239,228	951	55,264,000

* Todos y cada uno de los créditos tiene como sistema de amortización Cuota Constante en UVR y PESOS.


** El valor de la cuota en UVR fue calculado con el valor de la UVR del día 15 de septiembre de 2017 (\$251,6391). El valor de la cuota final del crédito en UVR dependerá del valor de la UVR en la fecha del desembolso.

*** En su desembolso cada uno de los créditos relacionados tendrá calificación A.


**** En el anexo No. 3 "Tabla de Amortizaciones de los Bonos Hipotecarios VIS - CREDIFAMILIA 2017" del Prospecto de Colocación Bonos Hipotecarios VIS - CREDIFAMILIA 2017 se encontrará el detalle de las amortizaciones de los Créditos.

***** En el anexo No. 5 del prospecto de Colocación de Bonos Hipotecarios VIS - CREDIFAMILIA 2017 se encontrará el "Estudio Estadístico sobre Riesgo de Prepagos de Credifamilia Compañía de Financiamiento S.A.".

La presente se suscribe a los 28 días del mes de agosto de 2017.




DIEGO FERNANDO PRIETO
Representante Legal Suplente



CERTIFICACIÓN

Yo OTTO BURGOS SUAREZ, identificado con Cédula de Ciudadanía No. 79.878.976 de Bogotá, actuando en nombre y representación de **CREDIFAMILIA COMPAÑÍA DE FINANCIAMIENTO S.A. NIT. 900.406.472-1**, tal y como consta en Certificado de Existencia y Representación Legal expedido por la Superintendencia Financiera de Colombia, **CERTIFICO** que los créditos aprobados por CREDIFAMILIA CF, que se financiarán mediante los Bonos Hipotecarios VIS – CREDIFAMILIA 2017, han cumplido con el trámite previsto en el numeral 3 del literal b) del numeral 3.1.1 del Prospecto de Colocación Bonos Hipotecarios VIS – CREDIFAMILIA 2017, y por tanto cuentan con todos los requisitos necesarios para su desembolso.

La presente certificación se expide a los 28 días del mes de agosto de 2017, dirigida a la Superintendencia de Colombia.




OTTO BURGOS SUÁREZ
Representante Legal Suplente

CONSTANCIA REPRESENTANTE LEGAL CREDIFAMILIA COMPAÑÍA DE FINANCIAMIENTO S.A.

EL SUSCRITO, OTTO BURGOS SUÁREZ, ACTUANDO COMO REPRESENTANTE LEGAL SUPLENTE DE CREDIFAMILIA COMPAÑÍA DE FINANCIAMIENTO S.A., EN LO DE MI COMPETENCIA, DECLARO QUE HE EMPLEADO LA DEBIDA DILIGENCIA EN LA VERIFICACIÓN DEL CONTENIDO DEL PROSPECTO, EN FORMA TAL QUE CERTIFICO LA VERACIDAD DE LA INFORMACIÓN CONTENIDA EN EL MISMO Y QUE EN ESTE NO SE PRESENTAN OMISIONES DE INFORMACIÓN QUE REVISTAN MATERIALIDAD Y QUE PUEDAN AFECTAR LA INVERSIÓN DE LOS FUTUROS INVERSIONISTAS.

LA PRESENTE SE EXPIDE EN BOGOTÁ D.C. A LOS VEINTIOCHO (28) DÍAS DEL MES DE AGOSTO DE 2017.



OTTO BURGOS SUÁREZ
C.C. 79.878.976 de Bogotá

Certificación Representante Legal de Tenedores de Bonos Hipotecarios

El suscrito Representante Legal de Tenedores de Bonos Hipotecarios emitidos por

CREDIFAMILIA Compañía de Financiamiento S.A.
NIT 900.406.472-1

CERTIFICA

Dentro de su competencia como Representante Legal de Tenedores de Bonos Hipotecarios y de acuerdo a lo establecido en el literal a) de la cuarta parte del artículo quinto de la resolución 2375 de 2006 expedida por la Superintendencia Financiera de Colombia, he empleado la debida diligencia en la verificación del contenido de la Adenda No. 1 al "Prospecto de Colocación de los Bonos Hipotecarios VIS-Credifamilia 2017", en forma tal que certifico la veracidad del mismo y que en este no se presentan omisiones de información que revistan materialidad y puedan afectar la decisión de los futuros inversionistas.

La presente constancia se expide en la ciudad de Bogotá D.C. a los ocho (8) días del mes de septiembre de 2017.


Cordialmente,



Katherine Palacios Sanchez

Representante Legal Itaú Asset Management (antes Helm Fiduciaria S.A.)

Actuando en su calidad de Representante Legal de Tenedores de Bonos Hipotecarios VIS-Credifamilia 2017



Certificación del revisor fiscal

1 de septiembre de 2017

El suscrito, Andrés Leonardo Nova Martínez, Actuando como revisor fiscal de Credifamilia Compañía de Financiamiento S.A. certifico que con base en mi revisión de la adenda N° 1 al Prospecto de colocación de los Bonos Hipotecarios VIS- Credifamilia 2017, la cual ha sido suministrada por la administración de Credifamilia, y con base a indagaciones con la administración de la compañía, no ha llamado mi atención ninguna situación que hiciera creer que la información contenida en la misma no hubiera sido preparada con diligencia o no conocimiento de omisiones de información que revistan materialidad.

La presente certificación se expide en Bogotá, a solicitud de la administración de Credifamilia, con destino a ser incluida en la adenda N° 1 del prospecto de colocación de bonos hipotecarios VIS Credifamilia 2017 y no deberá ser utilizada para ningún otro propósito.

A handwritten signature in black ink, consisting of a series of overlapping loops and a long horizontal stroke, is written over a horizontal line. The initials 'AN' are visible at the end of the signature.

Andrés Leonardo Nova Martínez

Revisor fiscal

Tarjeta Profesional N° 133670-T